

Proponent Testimony of Ken Davis
Regarding Ohio House Bill 187
Before the House Community and Family Advancement
Committee
Wednesday, June 7, 2017

Chairman Ginter, Vice Chair Conditt, Ranking Member Boyd, and members of the House Community and Family Advancement Committee, thank you for allowing me to provide proponent testimony on House Bill 187, which will help restrict and keep private: dates of birth, drivers license numbers, and social security numbers, for all Ohioians. These three pieces of information are all an individual needs to steal someone's identity.

My name is Ken Davis and I live in Forest Park, Ohio.

As an initial matter, I would like to express my sincere appreciation to the bill's primary sponsor, Representative Jonathan Dever. Representative Dever and his staff have received several phone calls from me. Representative Dever met with me in person to further understand and clarify the bill that is before you today.

According to the Ohio Attorney Generals most current records of 2016, one thousand and fifty-seven (1,057) Ohioians reported identity theft to that office, with an overall personal loss of eight hundred and ninety-three thousand (\$893,000.00) dollars. Ohioians are under no obligation to report identity theft to the Ohio Attorney General's office. According to the Ohio Attorney General's

office, the numbers listed above are dramatically lower than the actual case load that occur in Ohio simply because there is no mandatory reporting requirement in Ohio.

I have also submitted copies of an online application that I attempted to complete. However, since I did not provide my social security number, I was unable to continue in the application process, as noted by the pop-up window.


According to the website idtheftcenter.org, they advise applicants when applying for a job to remember that all applications contain a lot of information about you. Be prepared to hand your social security number of once the job is yours, but don't supply it during the initial application phase.

While considering HB 187, please keep in mind no Ohio tax dollars would be utilized. Rather, it is a common sense approach to lowering identity thief in Ohio by simply looking at "best practices," while keeping thousands of Ohio citizen's personal information safe.


Thank you for this opportunity to present this "passionate proponents" testimony today. I am more than happy to answer any questions you may have.

Sincerely,

Ken Davis



Online Application



Personal Information Work Authorization Education/Military Employment Record Agreement

*Soc. Sec. Number:

Available Days: Sun Mon Tue Wed Thur Fri Sat

Position: Drive Thru Attendar Salary Desired: Date Available:

Last Name: First Name: Middle Initial:

Address: City: State: Zip:

County: Hamilton

Previous Address: City: State: Zip:

Home Phone: Cell Phone: Email:

Have you been employed by Frisch's Restaurants, Inc. Yes No Will you relocate? Yes No

Please answer the questions below if you checked yes to the above question.

If so, where? Manager Name:

Begin Date: End Date:

• Social Security Number is required.

Next



LOOKING FOR A JOB? DON'T FALL VICTIM TO IDENTITY THEFT

Congratulations, graduate! With college behind you, it's time to get serious about protecting your identity at a very vulnerable time.

Why is graduation so critical to your personal data? In the coming weeks, you will hand over practically your entire identity to a nameless, faceless, possibly online entity in order to find a job in your career field. Even worse, criminals are literally sitting online right now, hoping to lure you in with employment scams in order to get your data.


There are a few things you can do to protect yourself and your identity at this time.

1. Order a free credit report three times a year

If you haven't done so already (we get it, senior year was pretty tough with the course load you were taking!), now is the time to order a copy of your credit report ([Fact-Sheets/fs-124.html](#)). There are free services that will help you request it, just be sure to watch out for hidden subscription fees.

Take a look at your credit report and make sure there are no surprises, like open lines of credit that you either forgot about or weren't yours to begin with. Black marks on your credit report can come back to haunt you during your job search, and depending on your field, some employers will want to see your credit books before giving you the job ([index.php](#))

You're entitled to one free credit report ([Fact-Sheets/fs-124.html](#)) every year from each of the three major reporting agencies. If you request one report in January, another in May, and another in September, you'll get an ongoing look at your report and what it contains.



2. Protect your identity starting at the job application

Also, when you're applying for jobs, remember that applications contain a lot of information about you. Hopefully, you already know not to turn over your Social Security card or number during the application process, but that doesn't mean that all employers know not to ask. Too often, the applications are just outdated, and no one ever bothered to update them to take out the blank space for your SSN. Be prepared to hand it over once the job is yours, but don't supply it during the initial phase.

3. Create an email just for your job search

However, remember there's still a great deal of information to be gleaned from your application, and that it can be used against you. Your email address could lead to spam or scam emails, for example. It's not a bad idea to open a free, "clean" email address that you can check for updates on your application. This way, you'll also know that you haven't missed an email from a potential employer, as all of your applications will be linked to this one email address and only used for that purpose.

4. Clean up your social media

Finally, ask yourself an important question: "Do I need a social media cleanup?" Believe it or not, some employers check out their applicants' online profiles before deciding whether or not to hire them. They aren't just looking for signs of typical college debauchery anymore, though. You might not have any embarrassing photos floating around with your username tagged in them, but even things like political posts, rants about current events, or other personal opinions that could make the company look bad if you were hired aren't a good idea.

Clean up your social media accounts and make sure that you're putting your best face—and therefore, the company's best face, if you're hired—forward. And as for those photos, yes... get rid of those too now that you're trading in your free-spirited college kid days for a more mature, "hire me, I'm the best for the job" persona. While you're at it, make sure your privacy settings are set to the highest possible standard offered by each platform. It's not just about keeping the boss from seeing your posts, but it has everything to do with making sure your career plans don't fall short when someone steals your information online.

5. Download the free ID Theft Help from ITRC

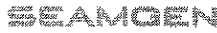
For on-the-go assistance, check out the free ID Theft Help A ([itrcapp.html](#)) from ITRC to keep your identity safe and secure.

If you think you may be a victim of identity theft, contact the Identity Theft Resource Center for toll-free, no-cost assistance at (888) 400-5530.

Read next: [I Have Bad Credit...Why Would an Identity Thief Bother?!](#) ([/Identity-Theft/i-have-bad-credit-why-would-an-identity-thief-bother.html](#))

f Share Tweet G+ Share 0 Share

ITRC Sponsors and Supporters



FOLLOW US ON

f Facebook Twitter
(<https://www.facebook.com/ITRCSD/>)

YouTube
(<https://www.youtube.com/ITRCSD>)

LinkedIn Pinterest
(<https://www.linkedin.com/groups/3958547/>)

© Identity Theft Resource Center 2017. All Rights Reserved.

Privacy Policy (</id-theft/privacy-policy.html>) Legal Notice (</id-theft/legal-notice.html>)

Document Catalogue (</Help-for-Victims/document-catalogue.html>) E-newsletter (</itrc-newsletter.html>)



Department of Taxation

Manual Review Unit
P.O. Box 182847
Columbus, OH 43218-2847
Phone: (800) 282-1780
eFax: (253) 234-1371



13240106

IT TA
Rev. 5/17

Identity Theft Affidavit

Ohio IT TA

Section 1: Name and Contact Information of Identity Theft Victim

Full legal name _____
First name _____ M.I. _____ Last name _____

Address _____

City _____ State _____ ZIP code _____

SSN (only the last four digits are required) _____ Daytime phone _____

E-mail address _____

Section 2: Identity Theft Victim Details

- 1. I am submitting the Ohio IT TA for myself.
- 2. I am submitting the Ohio IT TA in response to a "Notice" or "Letter" received from the Ohio Department of Taxation.
 - a. Provide "Notice" or "Letter" number(s) _____
- 3. I am submitting the Ohio IT TA on behalf of my dependent child or dependent relative.
- 4. I am submitting the Ohio IT TA as the appointed conservator or due to being awarded power of attorney.
- 5. I am submitting the Ohio IT TA on behalf of a deceased taxpayer. (If yes, include a copy of the death certificate.)

Section 3: Reason for Filing This Form

- 1. Someone used my information to file taxes.
- 2. I don't know if someone used my information to file taxes, but I am a victim of identity theft.
- 3. How did you learn of the identity theft? _____

Section 4: Identity Theft Details

- 1. What tax year(s) are you claiming your identity was stolen? _____
- 2. Were you an Ohio resident during the year your identity was stolen? Yes No
- 3. Were you required to file an Ohio individual income tax return? Yes No
- 4. Were you incarcerated during the tax year(s) in question? Yes No
 - a. Date(s) of incarceration: _____
 - b. Location(s) of incarceration: _____

Section 5: Employer or Preparer Data Breach

- 1. Was your identity compromised because of an employer or preparer data breach? Yes No
 - a. If yes, include a copy of the notification letter or e-mail provided by your employer or preparer.
- 2. What is the name of your employer or preparer? _____
- 3. What is the best contact number for your employer or preparer? _____
- 4. If known, when and how did the data breach occur? _____



13240206

Section 6: Additional Steps Recommended After Submission

1. Contact the Internal Revenue Service (IRS).
 - a. Include a copy of the federal 14039 (Identity Theft Affidavit), if required by the IRS to be completed.
2. File a police report with your local police department.
 - a. Include a copy of the police report.
3. Contact the following organizations to notify them that your identity was stolen:
 - a. Federal Trade Commission: www.ftc.gov or call 1-877-438-4338
 - b. Social Security Administration: www.socialsecurity.gov or call 1-800-772-1213
 - c. Credit Bureaus
 - i. Equifax: www.equifax.com or call 1-800-525-6285
 - ii. Experian: www.experian.com or call 1-888-397-3742
 - iii. TransUnion: www.transunion.com or call 1-800-680-7289
4. Visit the following Web pages for additional identity theft resources:
 - a. www.identitytheft.gov
 - b. http://www.idtheftcenter.org/

Section 7: Penalty of Perjury Statement and Signature

Under penalty of perjury, I declare that, to the best of my knowledge and belief, the information entered on this Ohio IT TA is true, correct, complete and made in good faith.

Signature of taxpayer, representative, conservator, parent or guardian

Date signed (MM/DD/YY)

Printed name of taxpayer

Last four digits of taxpayer's SSN

**Failure to provide all the required documents in this affidavit may delay
the resolution and/or render your claim unsubstantiated.**

<p><u>Submitting Affidavit Without Paper Income Tax Return</u></p> <p>Mail to: Manual Review Unit P.O. Box 182847 Columbus, OH 43218-2847 Fax to: (253) 234-1371</p>	<p><u>Submitting Affidavit With Paper Income Tax Return</u></p> <p><u>NO Payment Included – Mail to:</u> Ohio Department of Taxation P.O. Box 2679 Columbus, OH 43270-2679</p> <p><u>Payment Included – Mail to:</u> Ohio Department of Taxation P.O. Box 2057 Columbus, OH 43270</p>
---	--



FRISCH'S RESTAURANTS, INC.
2800 GILBERT AVENUE
CINCINNATI, OH 45206

FORM 25

DATE
MIDDLE
FIRST
LAST
NAME

Last name _____ First name _____ M.I. _____ SS# _____

Address _____ City _____ State _____ Zip Code _____

Phone _____ / _____ Previous Address _____

Job Desired _____

Will you be or are you attending school? _____

Last grade completed? _____ Are you under 18 years of age? _____

Have you ever been employed by Frisch's or Golden Corral? _____

If so, when and where? _____

How were you referred to this company? _____

Are you currently a U.S. citizen or otherwise authorized to work in the U.S. for any employer? _____

Have you ever been convicted of a crime? _____ If yes, this will not necessarily bar your consideration for employment. Please explain the conviction:

EMPLOYMENT RECORD

Please complete in detail starting with your present or last employer, all jobs for the last ten years including summer and part time jobs. If you need additional spaces, please attach a sheet of paper. (Include positions with Frisch's and Golden Corral).

May we contact your present employer? _____

1. COMPANY _____ STREET ADDRESS _____

CITY _____ STATE _____ ZIP CODE _____ TELEPHONE (_____)

JOB TITLE _____ MGR. NAME _____ SALARY _____

DATES EMPLOYED _____ REASON FOR LEAVING _____

2. COMPANY _____ STREET ADDRESS _____

CITY _____ STATE _____ ZIP CODE _____ TELEPHONE (_____)

JOB TITLE _____ MGR. NAME _____ SALARY _____

DATES EMPLOYED _____ REASON FOR LEAVING _____

Name: _____ Store: _____ Conf# _____

S.S.#: _____ Please circle test version: A B C D

FRISCH'S RESTAURANTS, INC.

Star Questionnaire Answer Sheet

Circle the response that most clearly indicates your feelings on each of the statements below.
Please do not select more than (5) "2" responses.

Answer all items.

Example: 1 2 ③

1. 1 2 3

21. 1 2 3

41. 1 2 3

2. 1 2 3

22. 1 2 3

42. 1 2 3

3. 1 2 3

23. 1 2 3

43. 1 2 3

4. 1 2 3

24. 1 2 3

44. 1 2 3

5. 1 2 3

25. 1 2 3

45. 1 2 3

6. 1 2 3

26. 1 2 3

46. 1 2 3

7. 1 2 3

27. 1 2 3

47. 1 2 3

8. 1 2 3

28. 1 2 3

48. 1 2 3

9. 1 2 3

29. 1 2 3

49. 1 2 3

10. 1 2 3

30. 1 2 3

50. 1 2 3

11. 1 2 3

31. 1 2 3

51. 1 2 3

12. 1 2 3

32. 1 2 3

52. 1 2 3

13. 1 2 3

33. 1 2 3

53. 1 2 3

14. 1 2 3

34. 1 2 3

54. 1 2 3

15. 1 2 3

35. 1 2 3

55. 1 2 3

16. 1 2 3

36. 1 2 3

56. 1 2 3

17. 1 2 3

37. 1 2 3

57. 1 2 3

18. 1 2 3

38. 1 2 3

19. 1 2 3

39. 1 2 3

20. 1 2 3

40. 1 2 3