



# FINANCIAL INSTITUTIONS, HOUSING AND URBAN DEVELOPMENT COMMITTEE

October 31, 2017



# About OHFA

- Created in **1983**
- Governed by an **11** member board
  - Nine members appointed by the Governor
  - Ex-officio members: Directors of Ohio Department of Commerce and Development Services Agency
- Self-sustaining, non-GRF state agency
  - Staff ceiling of **145 employees**
  - Fiscal Year 2018 operating budget: **\$17.3 million**



## **Mission:**

We Open the Doors to an Affordable Place to Call Home.

## **Vision:**

We envision an Ohio where everyone has a safe, decent and affordable place to call home.



# FY 2017 Results

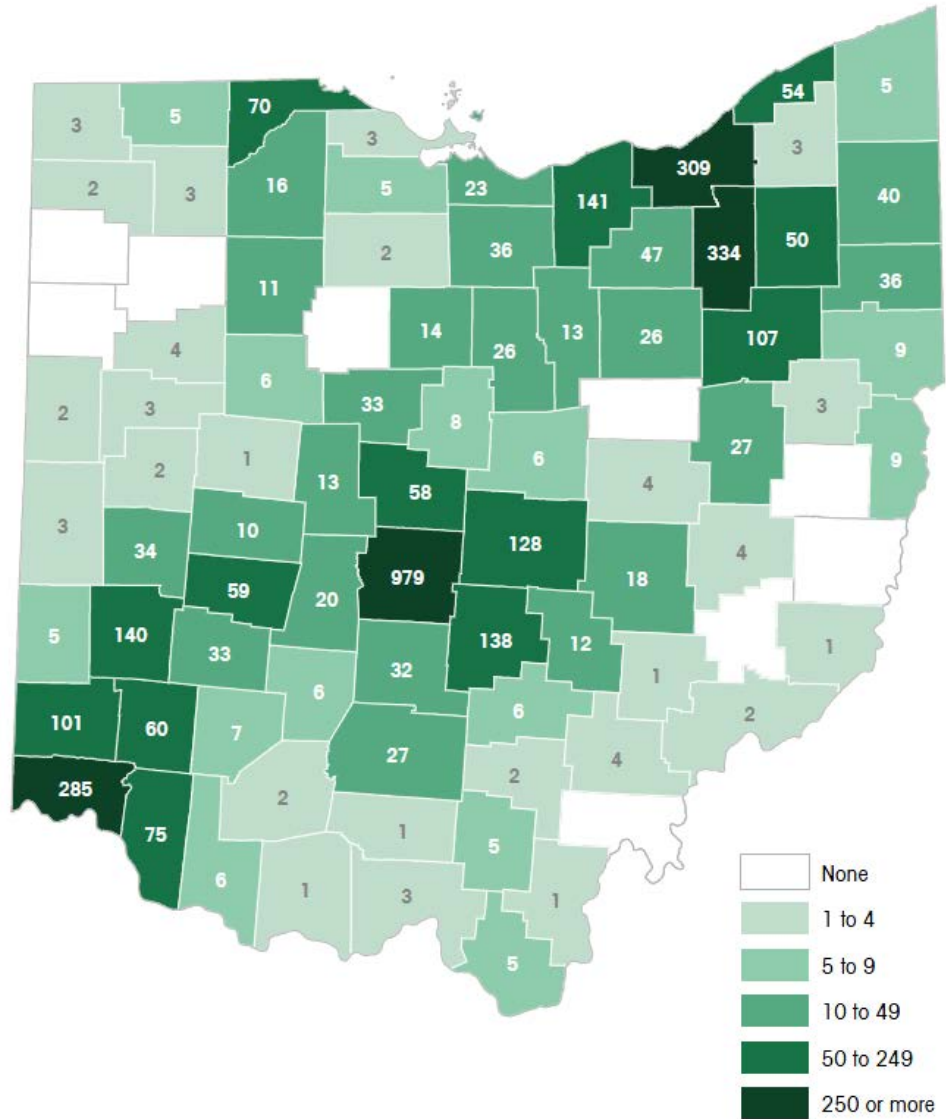


# Homeownership

- Assisted **4,296** households in purchasing a home
- Partnered with **104** private lenders
- Issued **\$503 million** in mortgage loans
- Issued **1,630** Mortgage Tax Credits



# Homebuyer Loans by County, FY 2017





# Foreclosure Prevention / Demolition

- Issued **\$35.7 million** to land banks to remove **2,478** blighted properties
- Assisted **532** homeowners in keeping their homes



# NIP Demolition – Clark County





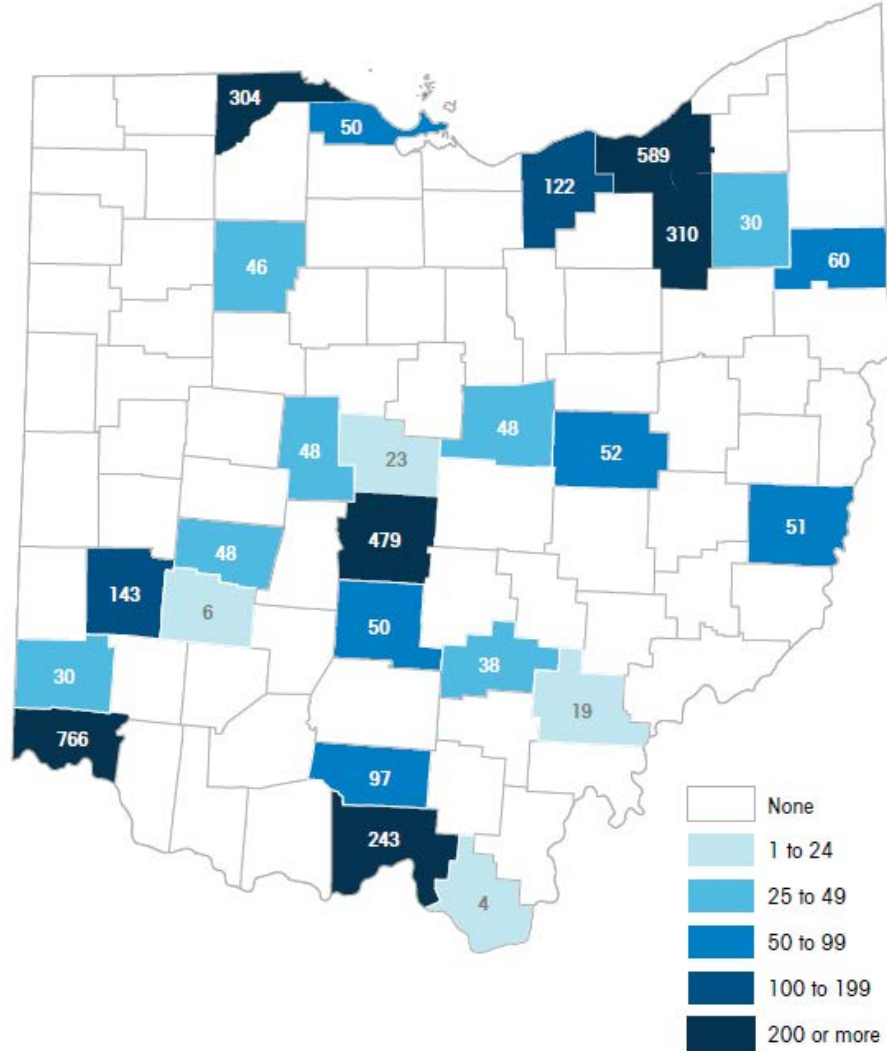


# Rental Housing

- Financed the construction or rehabilitation of **3,656 units** of affordable housing
- FUNDING
  - Allocated **\$34.6 million** in federal Housing Tax Credits
  - Provided **\$13.1 million** in Ohio Housing Trust Funds and **\$12.8 million** in Ohio Unclaimed Funds
  - Issued **\$135 million** in Multifamily Bonds



# Rental Units Funded by County, FY 2017





# Program Compliance



**485 PROJECTS**

**6,137 BUILDINGS**

**31,937 UNITS**



# Overall Impact Through 2017

	Production	Investment
Homeownership Programs	159,235 homebuyers	\$11.9 billion*
Rental Housing Programs	135,964 housing units	\$9.8 billion

- Monitor **1,399** active projects which contain **92,240** units
- Provided direct assistance to **25,053** households to save their homes
- Removed **5,253** blighted properties



# FY 2018 Initiatives

1. Expand and preserve affordable housing opportunities through the continued development and administration of OHFA's core programs.
2. Focus efforts on customer-driven, sustainable multi-sector solutions to promote public health, welfare, and prosperity of the people of the state through the production and preservation of affordable housing.

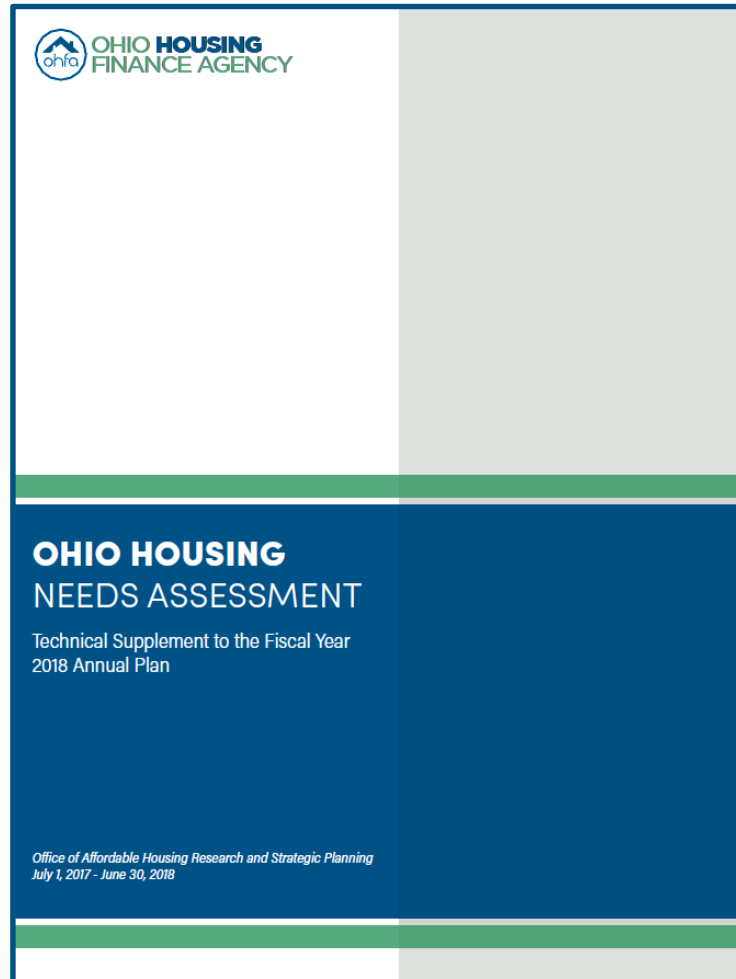


# FY 2018 Initiatives

3. Promote awareness of affordable housing programs in Ohio to external stakeholders and citizens.
4. Strengthen OHFA's culture to encourage personal and professional growth, innovation and collaboration among all staff to advance OHFA's mission.



# Ohio Housing Needs Assessment



<http://www.ohiohome.org/news/documents/2018-HousingNeedsAssessment.pdf>



# Renter Cost Burden by Income

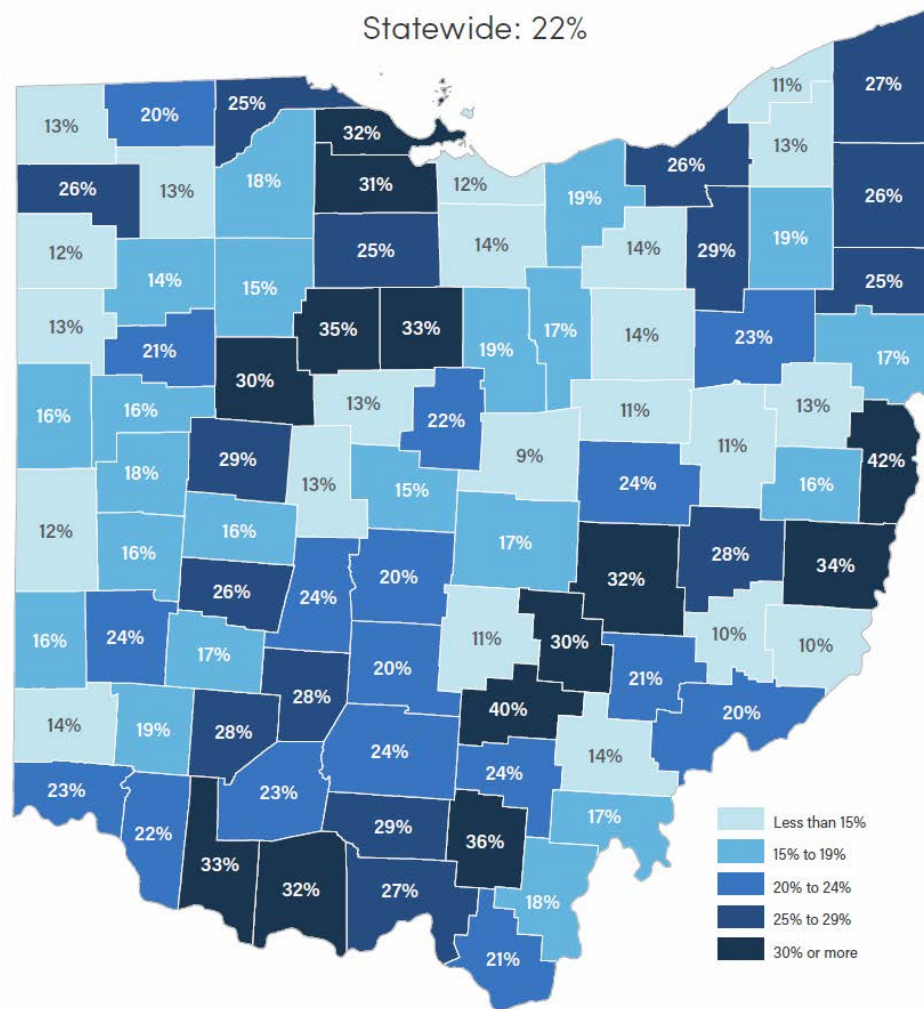
Household Income	Severe Cost Burden	Moderate Cost Burden	Not Cost Burdened	Total Renter Households
30% AMI or less	73.5%	11.2%	15.3%	410,855
31% to 50% AMI	27.1%	48.3%	24.6%	277,150
51% to 80% AMI	4.2%	34.5%	61.3%	309,285
81% to 100% AMI	1.1%	9.4%	89.6%	144,145
101% AMI or more	0.6%	2.2%	97.3%	341,420
All renters	26.5%	20.7%	52.7%	1,482,855

Source: 2009-2013 Comprehensive Housing Affordability Strategy Data



# Supply and Demand

Exhibit 7-3. Federally Subsidized and OHFA-Funded Rental Housing Units as Percent of Low-Income Renter Households



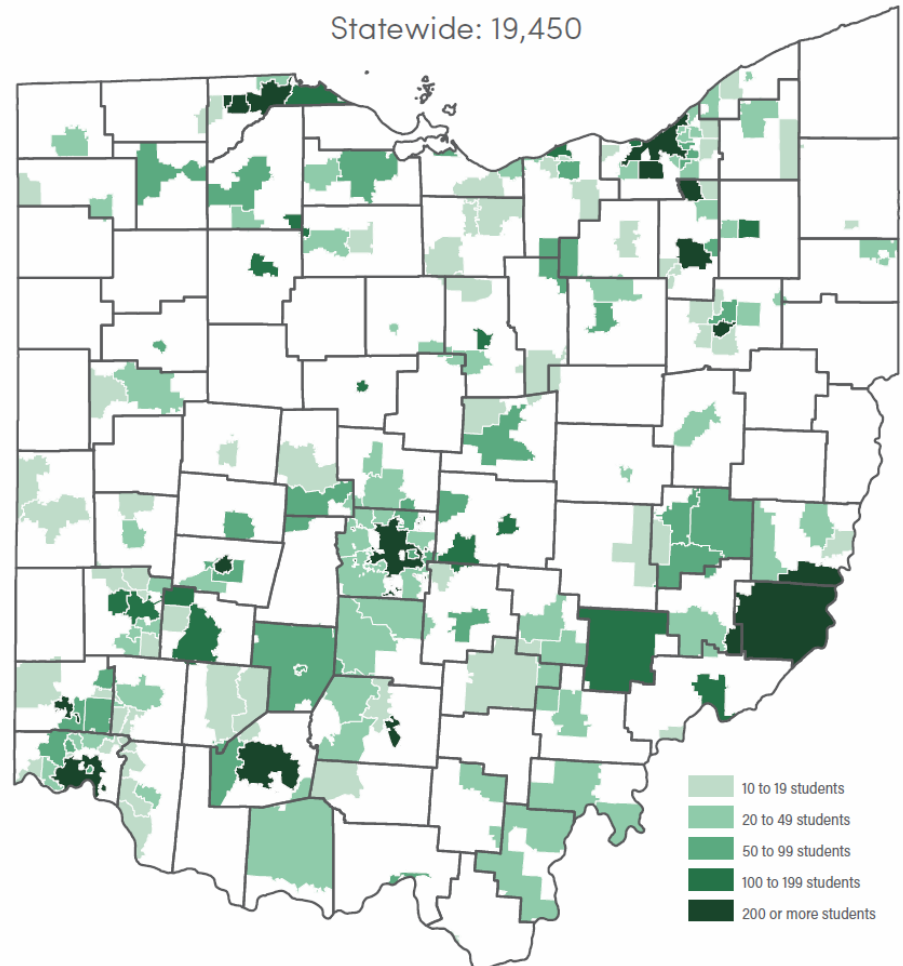
Note: Federally subsidized rental housing units includes all active projects that are receiving or have received HUD and/or USDA RD assistance. "Low-income renter households" consists of all households in renter-occupied housing units earning 80 percent of area median income or less. Source: HUD CHAS Data, National Housing Preservation Database, OHFA administrative data



# Student Homelessness

Exhibit 8-3b. Students Experiencing Homelessness by School District, 2015-2016 School Year

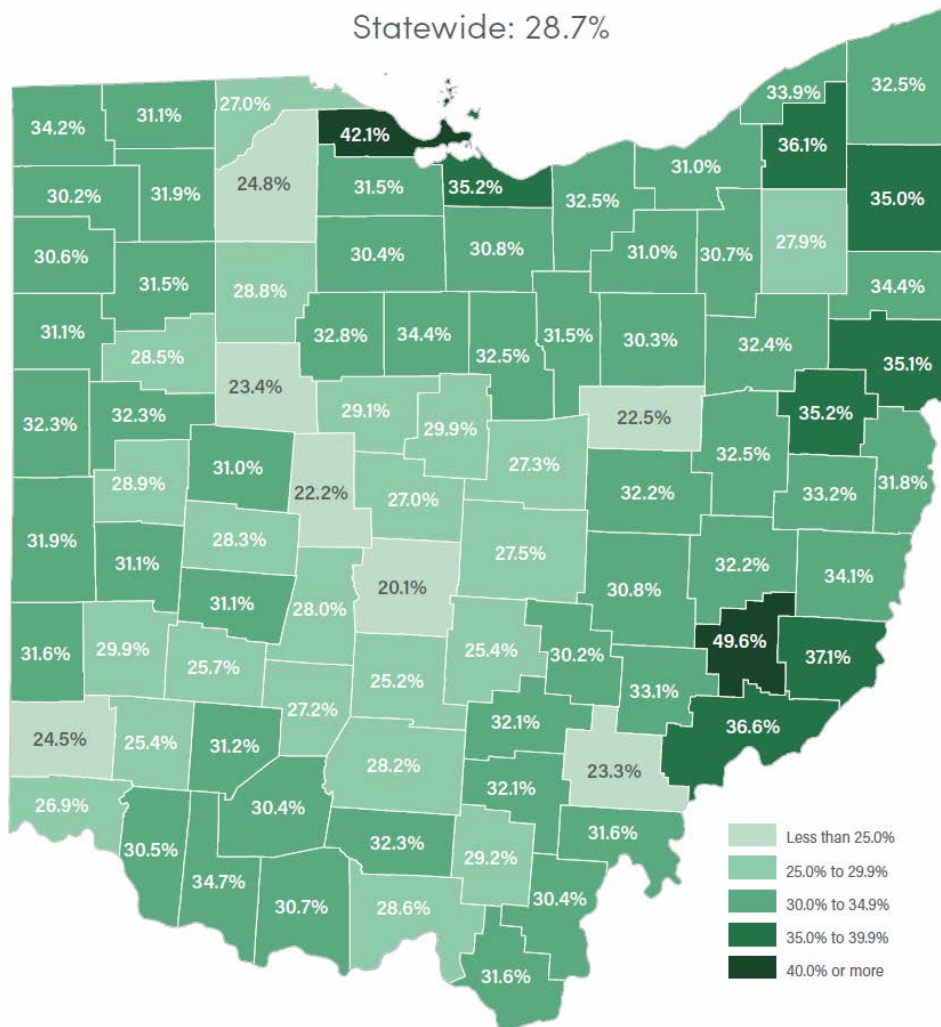
District	Students	Percent
Toledo City	2,213	10.1
Cincinnati City	1,966	5.8
Columbus City	1,504	3.0
Cleveland City	1,293	3.3
Akron City	659	3.1
Canton City	411	4.6
Hamilton City	380	3.8
Hillsboro City	339	13.5
Springfield Local	323	8.8
Chillicothe City	266	9.3
Switzerland of Ohio Local	244	11.1
Nordonia Hills City	241	6.8
Springfield City	217	2.8
Parma City	203	1.9
All others	9,091	n/a
<b>STATE TOTAL</b>	<b>19,450</b>	<b>1.1</b>



Note: Districts with fewer than 10 students experiencing homelessness are excluded for confidentiality reasons and shown in white.  
 Source: Ohio Department of Education Advanced Reports

# Ohio's Senior Population by 2030

Exhibit 11-3c. Persons 60 Years or Older as Percent of Population by County



Source: Scripps Gerontology Center, Miami University



Sean Thomas  
Executive Director  
**Ohio Housing Finance Agency**  
57 East Main Street  
Columbus, OH 43215

Phone: 614-644-5772

Email: [sthomas@ohiohome.org](mailto:sthomas@ohiohome.org)

Web: [www.ohiohome.org](http://www.ohiohome.org)