

MyCare Ohio Progress Report

Highlights

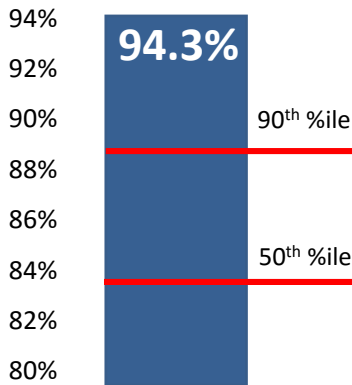
Statewide, health plans are **exceeding** clinical performance measures.

HEDIS

Clinical Performance Measures

47.1% 90-100%ile
29.5% 50-90%ile

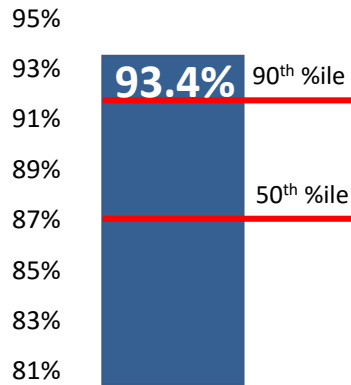
Access to Preventive / Ambulatory Services



This measure looks at adult member access to preventive and ambulatory health services with their health care provider.

Access to care and completion of preventive care visits are important to ensure members receive counseling on diet, exercise, smoking cessation, and other healthy behaviors to maintain or improve their health. During preventive care visits health care providers are able to identify and address barriers to care and direct appropriate levels of care.

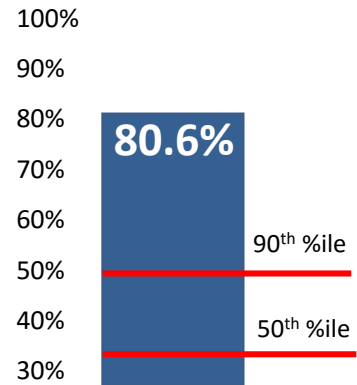
Annual Monitoring for Patients on Persistent Med.



This measure looks at the percentage of members 18 years of age and older on persistent medications who receive annual monitoring for the medications of interest.

Medication monitoring by a health care provider is important to assess side-effects and adjust medication dosage to ensure member safety. This is especially important for members at risk of adverse drug events from long-term medication use and the elderly who may have harmful side-effects from medications.

Antidepressant Medication Management



This measure looks at the percentage of members with major depression who were initiated on an antidepressant medication who received an adequate acute-phase trial of medications (three months) and who completed a period of continuous medication treatment (six months).

Successful treatment of members with major depression, achieved through assessment of the member and close adherence to treatment, is integral to managing the symptoms associated with depression that could eventually lead to death by suicide or other causes.

CAHPS

Consumer Assessment of Healthcare Providers and Systems

Health Plan Rating

National Average = 8.0

MyCare Ohio Average = 8.0

Getting Appointments and Care Quickly

National Average = 3.14

MyCare Ohio Average = 3.25

CAHPS Health Care Quality

National Average = 8.2

MyCare Ohio Average = 8.4

Care Coordination

National Average = 3.54

MyCare Ohio Average = 3.57

The MyCare Ohio plans have played a key role in transitioning individuals out of institutions and back into home and community-based settings.

From 2014 – 2015, MyCare Ohio plans reduced the number of nursing facility days by:

4%