

# HIGHER EDUCATION OVERVIEW - SSI AND STUDENT AID PROGRAMS

---

Legislative Budget Office  
Ohio Legislative Service Commission

April 9, 2019

# University System of Ohio

## Ohio's Public Higher Education System, Fall 2017

Institution Type	Number of Institutions	Total Enrollment Headcount	Percentage of Total Enrollment
University main campuses	13	287,082	55.5%
Community and technical colleges	23	171,357	33.1%
University regional campuses	24	57,859	11.2%
Free-standing medical college (NEOMED)	1	942	0.2%
<b>Total</b>	<b>61</b>	<b>517,240</b>	<b>100.0%</b>

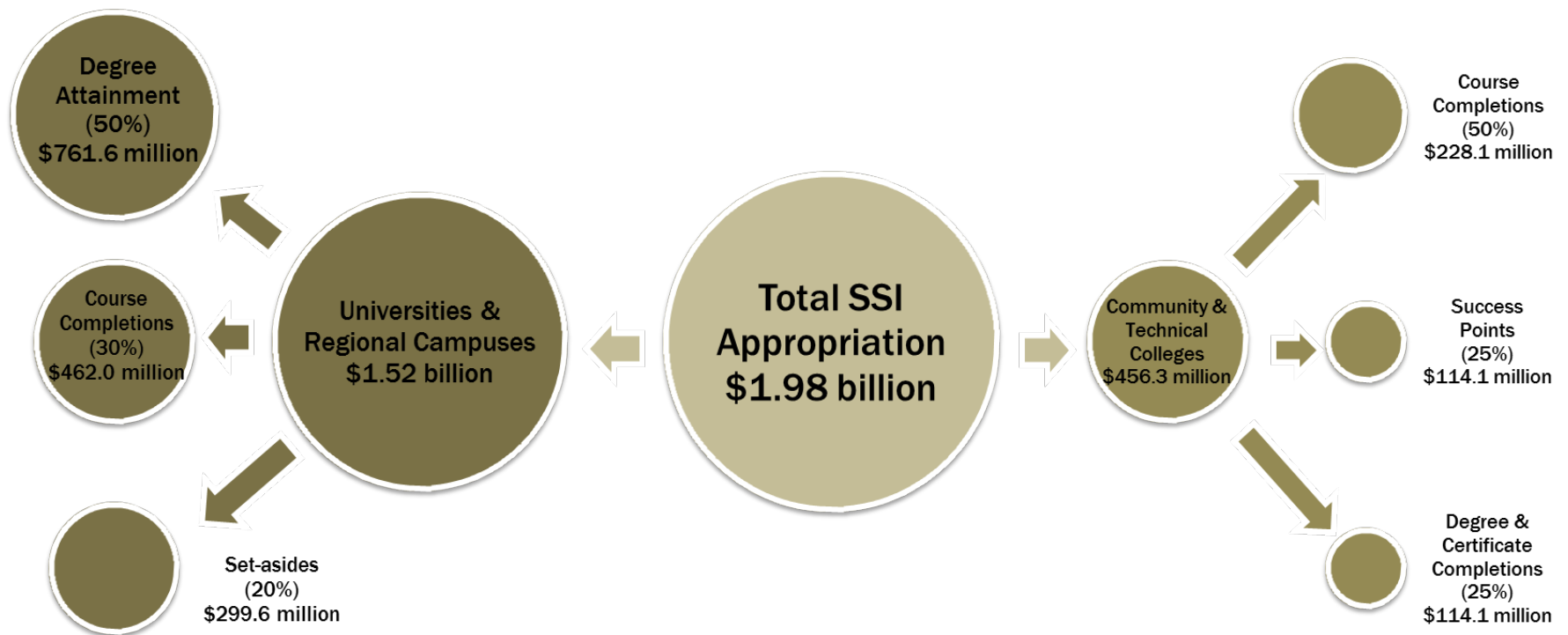
# Other higher education institutions

- Private, nonprofit institutions
  - CWRU School of Medicine receives state subsidy
  - Students eligible for OCOG and Choose Ohio First, other scholarships.
- Private, for-profit institutions
  - “Career Schools” or “Proprietary;”
  - Oversight by the State Board of Career Colleges and Schools
  - Students eligible for OCOG
- Medical schools
  - Six public medical colleges in Ohio
- 3 • Ohio Technical Centers (OTCs)
  - Since FY 2015 have had their own subsidy performance-based formula
  - 50% of subsidy based on job placement

# State Share of Instruction

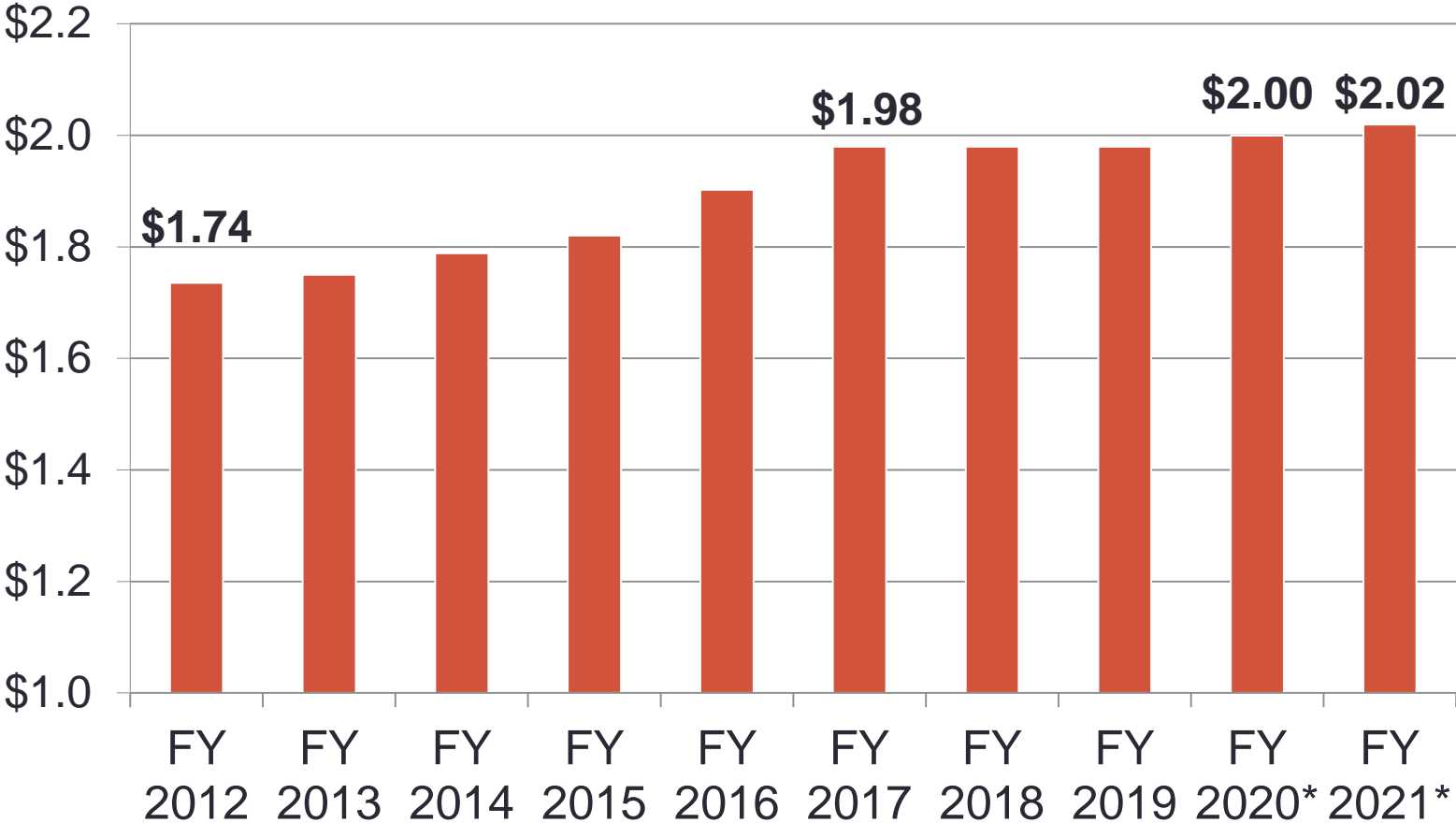
- State Share of Instruction (SSI) serves as Ohio's main subsidy program for the state's 61 public universities and colleges
- Current SSI formula provides funds through an “outcome-based” model
  - Degree attainment, course completions, etc.
- Expenditures of \$1.98 billion in FY 2018
  - About 77% of DHE's GRF budget.

# SSI – Distribution (FY 2019)



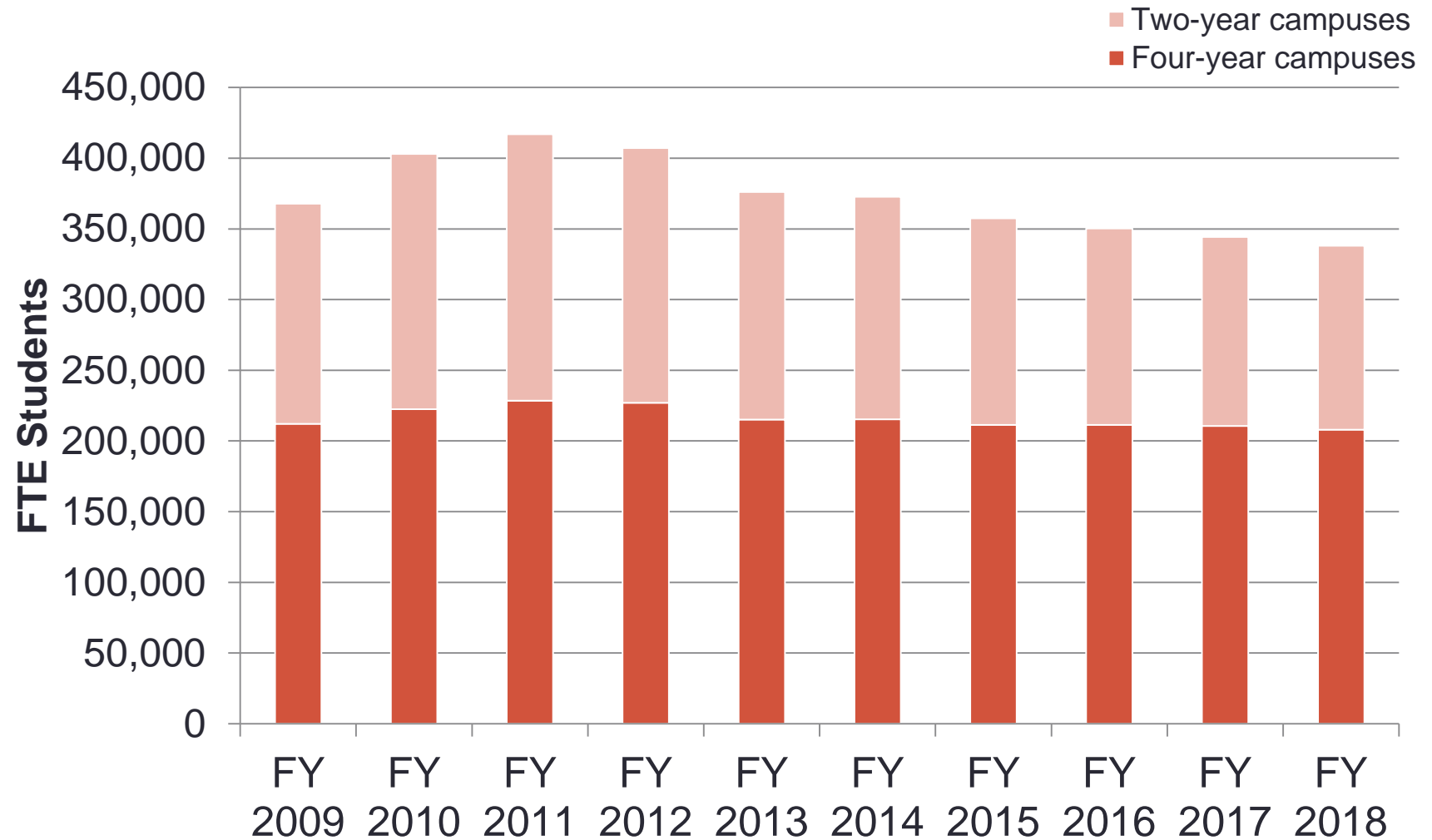
# SSI Funding

\$ in billions



\*H.B. 166 As Introduced

# Subsidy Eligible FTE Students



# Ohio College Opportunity Grant (OCOOG)

- Supports need-based financial aid for higher education
- Eligibility
  - In general, Ohio residents attending Ohio public or private institutions
  - EFC (Expected Family Contribution) of \$2,190 or less
  - Maximum household income of \$96,000
- OCOOG limited to 10 semesters or 15 quarters



# OCOOG – Student Awards

- Per student award

Average instructional and general fees charged  
by institutional sector

–

Maximum Pell Grant + EFC combination

- Maximum Pell Grant + EFC combination = \$6,095  
in FY 2019

# OCOg – Student Awards

Annual OCOg Awards for Full-time Students by Sector, FY 2019	
Public Four-Year Universities	\$1,500
Community Colleges & University Branch Campuses	\$0*
Private Non-Profit Institutions	\$3,000
Private For-Profit Institutions	\$1,112

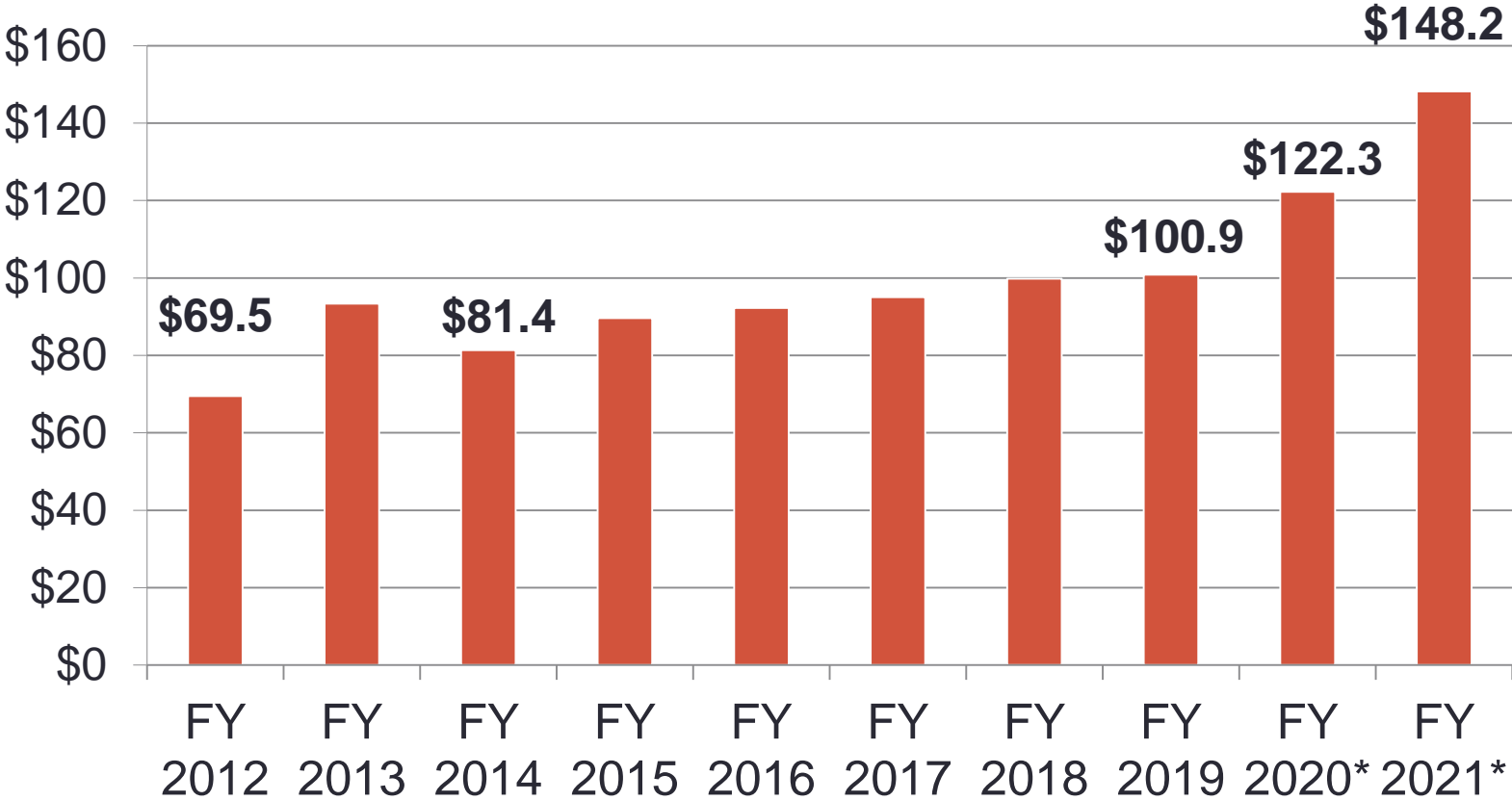
\*“Pell-first” policy effectively prevents two-year students from receiving OCOg, except for students attending year-round or meeting other criteria

# OCOg –Sector Allocations

OCOg Allocation by Sector, FY 2019		
Sector	Amount	Share
Public and Private Non-Profits	At least \$95,351,123	94.5%
Remainder – Private For-Profits	Up to \$5,523,877	5.5%
<b>Total</b>	<b>\$100,875,000</b>	<b>100%</b>

# OCOOG – Funding

\$ in millions



\*H.B. 166 As Introduced

# Scholarship Programs (FY 2019)

- **Ohio National Guard Scholarship – \$20.4 million**
  - Tuition assistance for members of the Ohio National Guard.
- **Choose Ohio First Program – \$16.2 million**
  - Merit-based scholarships for Ohio students studying science, technology, engineering, mathematics, or medicine (STEMM) or STEMM education.
- **Ohio War Orphans Scholarship Program – \$8.4 million**
  - Tuition assistance for children of deceased or severely disabled Ohio veterans who served in the armed forces during a period of declared war or conflict.
- **Ohio Safety Officers College Memorial Fund – \$300,000**
  - Tuition assistance for children and spouses of peace officers, firefighters, and safety officers who were killed in the line-of-duty.