



The Opioid Epidemic's Impact on Children Services in Ohio

December 2017

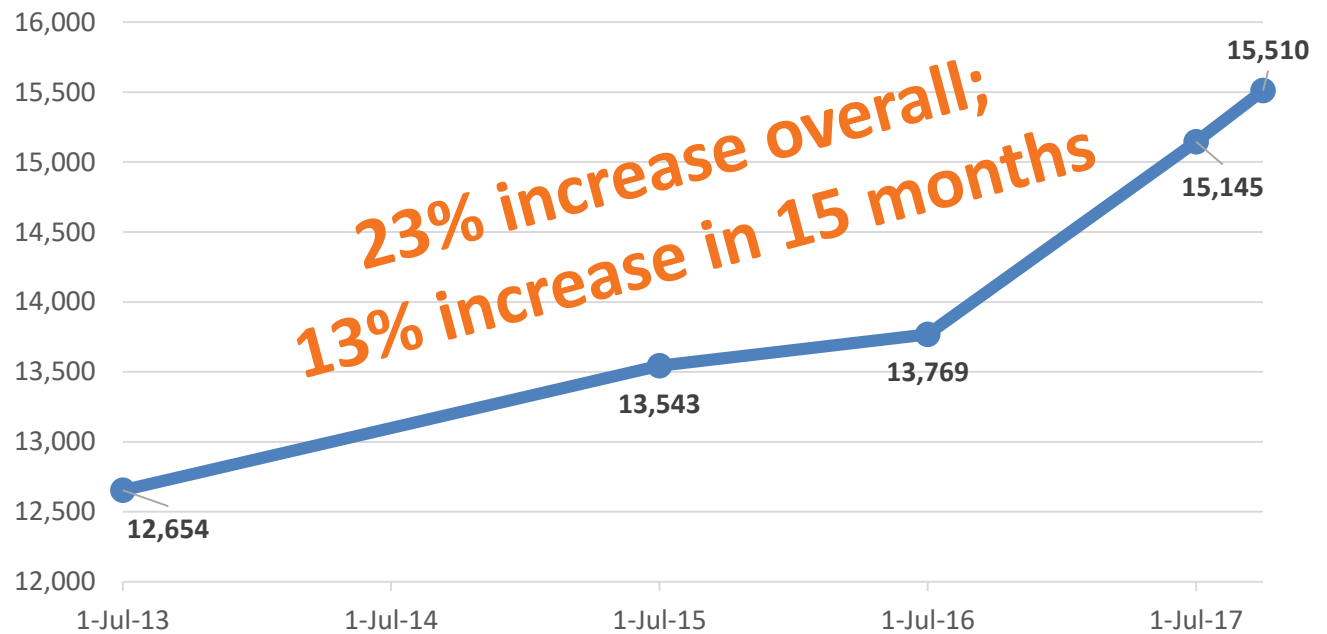




Ohio's Children Services System Is Strained

More children are entering foster care at alarmingly higher rates than ever before

Children in Foster Care on a Given Day



67% of children in foster care are 12 and younger; 28% are 3 and younger.

Source: ODJFS SACWIS special data run, received Nov. 2017.
Point in Time Data for July 1, 2013, 2015, 2016, 2017 and Oct. 1, 2017

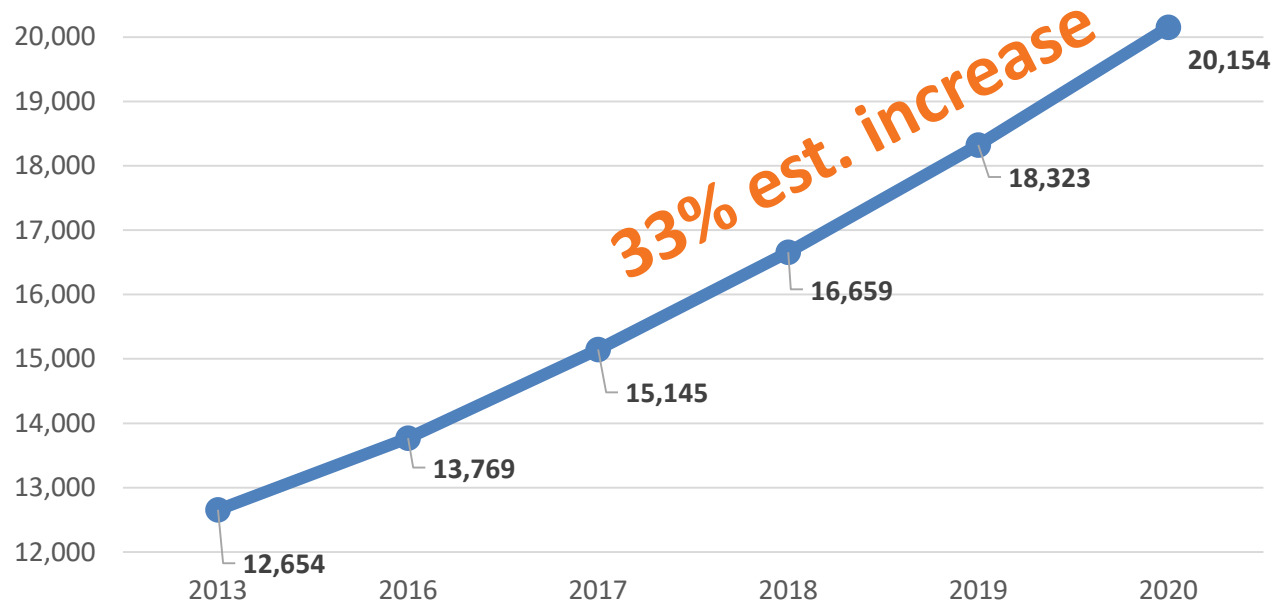




Ohio's Children Services System Will Explode

If the opioid epidemic continues at its current pace, Ohio will have over 20,000 children in foster care by 2020

Est. Number of Children in Foster Care on a Given Day



Only 7,200 foster homes available; not increasing at the same pace – 2.5% increase/year

Source: ODJFS SACWIS special data run, received Nov. 2017. Additional calculations by PCSAO. Point in Time Data for July 1, 2013, 2015, 2016, 2017 and Oct. 1, 2017

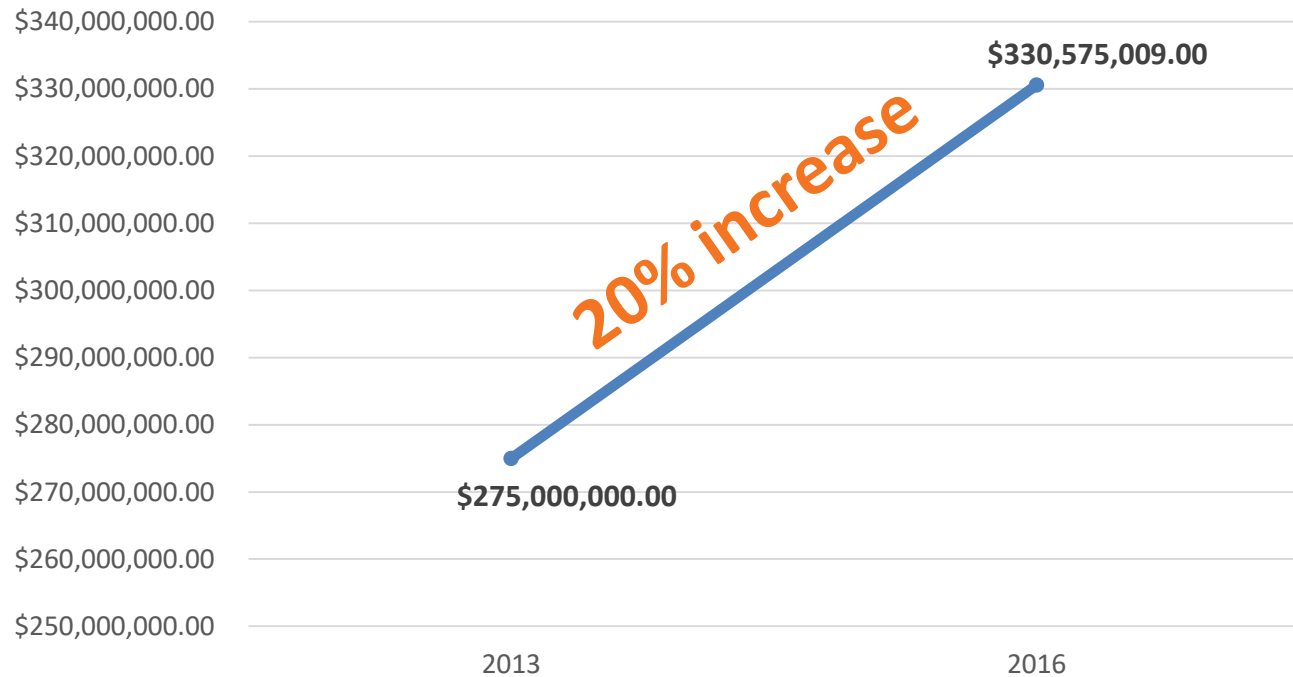




Ohio's Children Services System Is Strained

Placement costs have increased dramatically due to more children in care and their needs are more complex

Foster Care Placement Costs, SFY 13 & 16



66% paid with local dollars,
34% paid with federal dollars

Source: ODJFS SACWIS special data run, received Jan. 2017. Additional calculations by PCSAO.

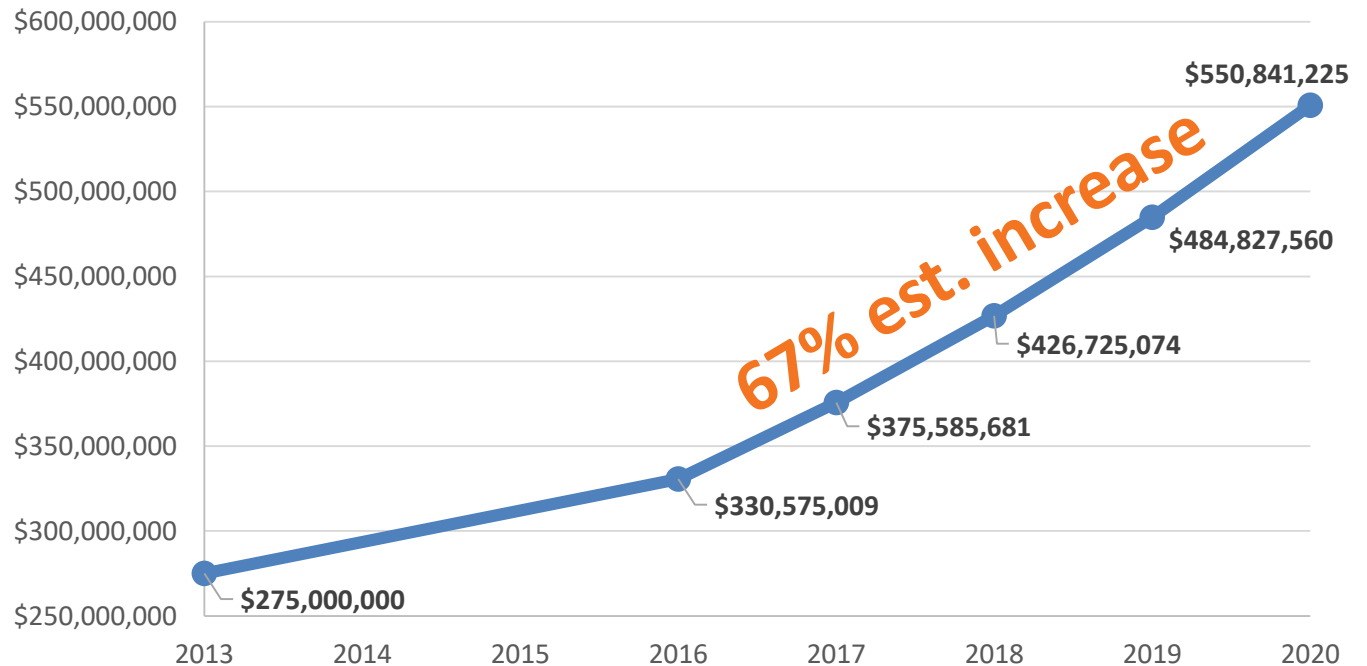




Ohio's Children Services System Will Explode

The skyrocketing cost of foster care in Ohio is reaching levels that will require substantially more State resources

Est. Foster Care Placement Costs for SFY 17-20



An additional **\$175M** will be needed in 3 years - just for placement costs!

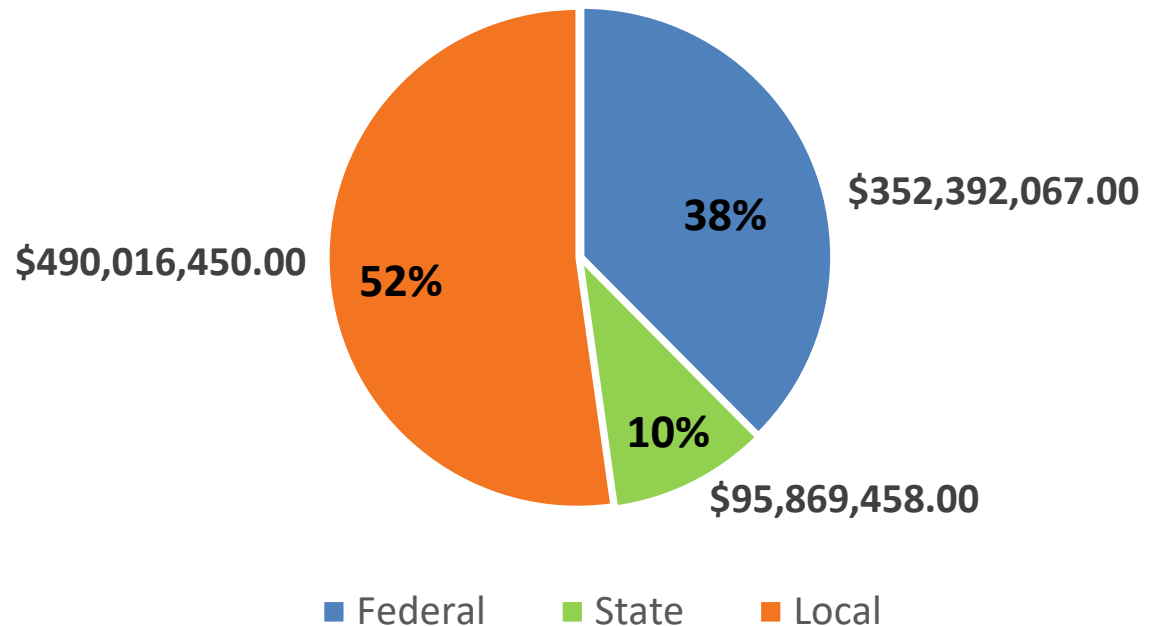
Source: ODJFS SACWIS special data run, received Jan. 2017. Additional calculations by PCSAO.





How Children Services is Funded in Ohio

Counties fund over half of children services expenditures by relying on local government funds and dedicated levies



48 counties
 have a
 dedicated
 children
 services
 levy

Source: SFY 2016, from ODJFS SACWIS special data runs for unduplicated count, Oct. 2016 and Jan. 2017. Additional calculations by PCSAO.

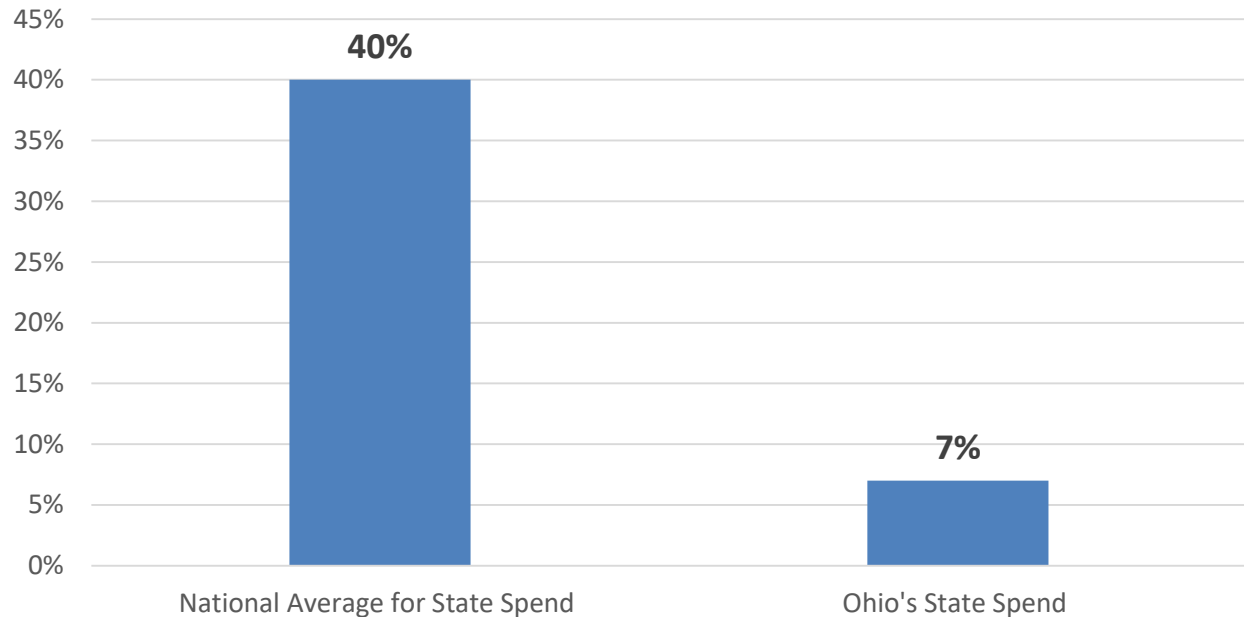




Ohio Ranks 50th in Nation for State Share

Even if the State's share for children services spending doubled, Ohio would still be 50th in the nation

2014 Comparison of Children Services State Spending



While Ohio is the 7th largest state, it ranks 15th for overall children services spending

SFY 2014, from <http://www.childtrends.org/publications/child-welfare-financing-sfy-2014-a-survey-of-federal-state-and-local-expenditures/>





Ohio's Children Services System Is Strained

Caseworkers are first responders in these opioid-related case, leading to secondary trauma in our workforce

In 2016

- 1 out of every 7 public children services caseworkers left their job...
- Costing \$54,000 to replace a single worker; \$24.3 million statewide...
- Causing children to linger in foster care longer

Ohio safely reduced the number of children in foster care by 42% between 2002-2010

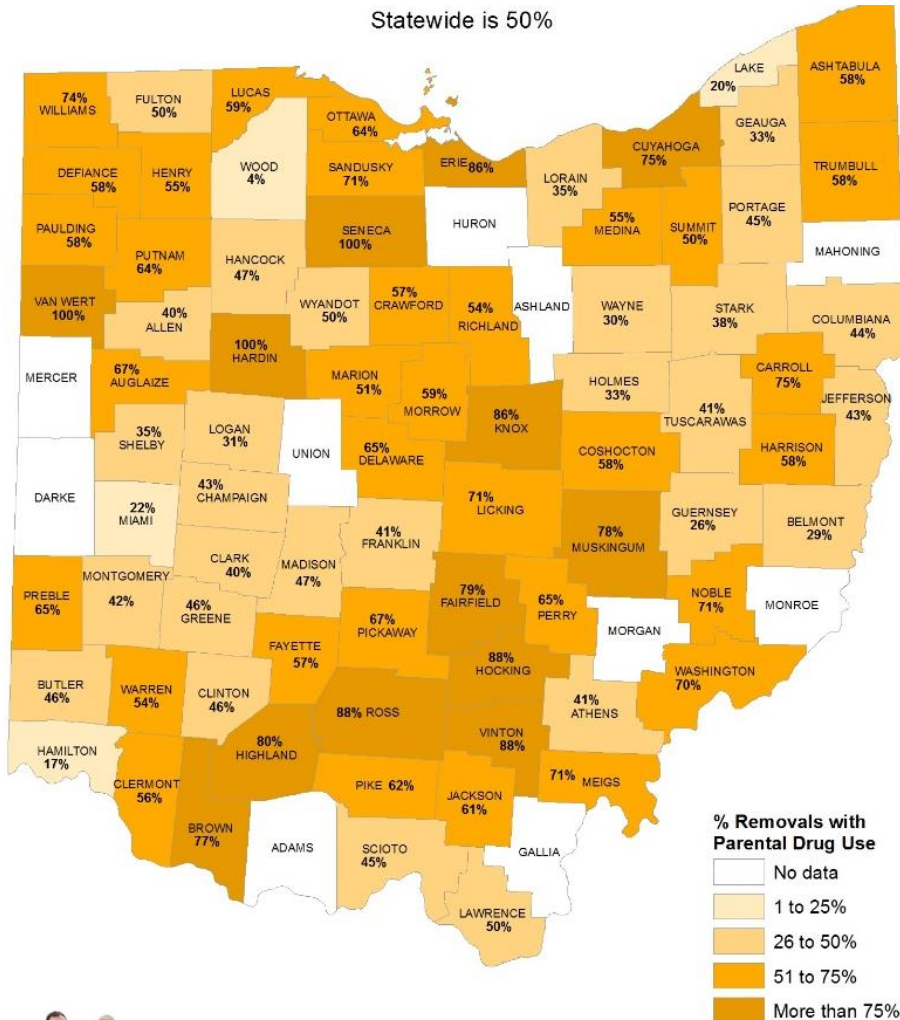
Source: Data from PCSAO Caseload Survey, 2016. Additional calculations by PCSAO.





Impact of Opioid Epidemic on Children

Statewide is 50%



50% of children taken into custody in 2015 had parental drug use

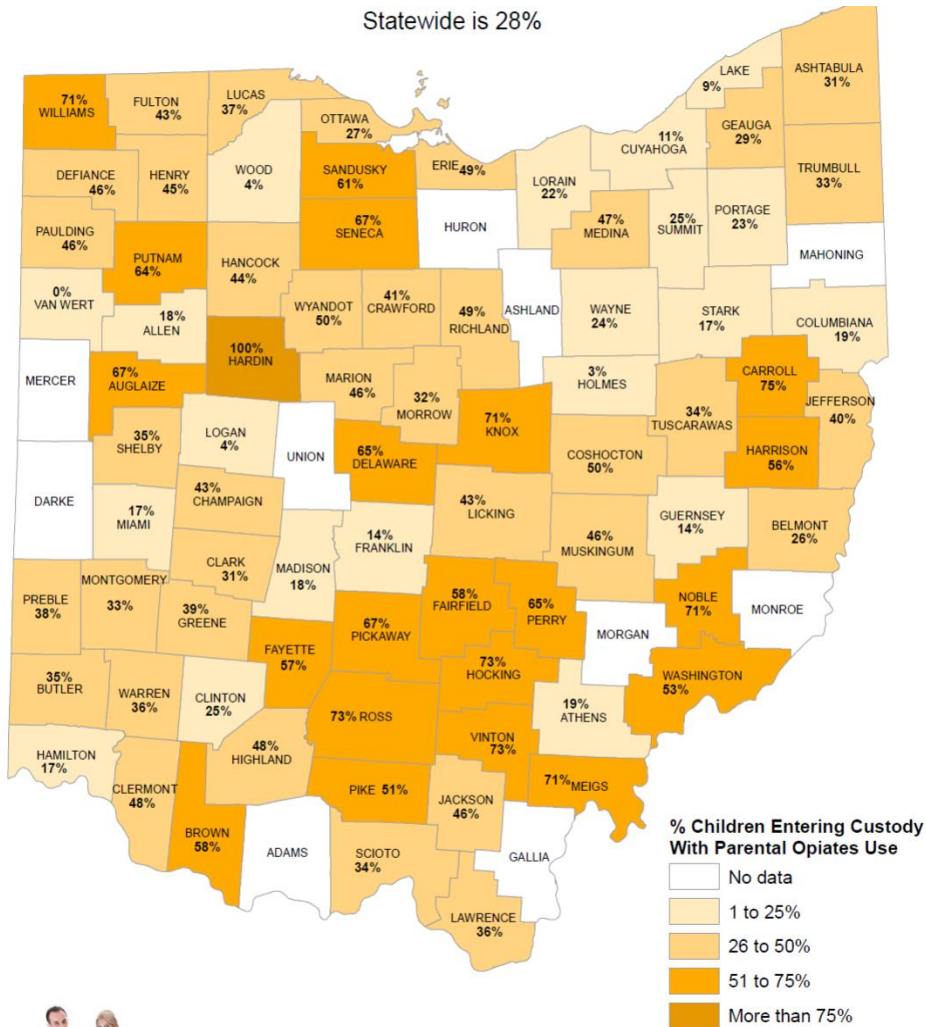
Source: PCSAO Opiate Survey, 78 county Public Children Services Agencies 51 responded, Apr. 2016





Impact of Opioid Epidemic on Children

Statewide is 28%



28% of children taken into custody in 2015 had parents who were using opioids at time of removal

Source: PCSAO Opiate Survey, 78 county Public Children Services Agencies responded, Apr. 2016





The Attorney General Responded

Ohio's Sobriety, Treatment and Reducing Trauma (Ohio START) Pilot Program

- Over \$5 million in Victim of Crime Act funds
- Timeline: April 1, 2017 – September 30, 2019
- Focused on supporting parents in recovery with peer mentors and assisting children who have been traumatized
- Goal: Children can remain in their own homes or return home sooner

Pilot in 14
Southern
Counties;
evaluated
by OSU &
OU





Ohio's Legislature Responded for SFY 18-19

- **\$15 million/year added to the State Child Protection Allocation (ODJFS Line-600523) to assist county PCSAs**
- **\$15 million/year from the TANF Block Grant to establish a Kinship Child Care Program**
- **Created the ODJFS Foster Care Advisory Board to make recommendation on recruiting and supporting foster parents**





What Ohio's Kids Need Now & In the Future

More attention, more resources:

- Recruit additional foster and adoptive homes
- Provide additional support to kinship and foster families
- Pay rising foster care placement costs (foster homes, group homes, residential care)
- Recruit and retain a vital workforce





Contact PCSAO for More Information

Angela Sausser, Executive Director
(614) 507-3113; Angela@pcsao.org

Scott Britton, Assistant Director
(614) 507-5483; Scott@pcsao.org

