



WEST VIRGINIA SPORTS BETTING REVENUE

Each week, the West Virginia Lottery releases the West Virginia sports betting revenue information for each sportsbook:

- Hollywood Casino Sportsbook and DraftKings Sportsbook WV
- Mountaineer Sportsbook
- The Greenbrier plus FanDuel Sportsbook WV and BetMGM Sportsbook WV
- Mardi Gras Sportsbook
- Wheeling Island Sportsbook

The reporting week begins on Saturday and runs through Friday. The report includes:

- **Handle** (total amount wagered)
- **Revenue** (total amount earned after paying winners)
- **Taxes** (total amount generated for the state)

The WV sports betting revenue report is updated every week. This page was last **updated on April 28, 2020**, and reflects revenue numbers through the **week ending April 18, 2019**.

WV sports betting revenue notes:

- On March 17, Gov. Jim Justice ordered all West Virginia casinos closed in the state's effort to combat the spread of COVID-19. Online casino gambling has yet to launch, so the only WV casino revenue is coming through online sports betting. For now, WV casinos remain closed until further notice.
- Mardi Gras Casino and Wheeling Island also suspended operations in March 2019. Both casinos reopened their retail sportsbooks on Jan. 31, 2020. Online sports betting is expected to launch in the near future.
- BetMGM launched its online sportsbook on Jan. 29. Its handle and revenue figures are combined with that of FanDuel's under The Greenbrier license.
- **BetLucky Sportsbook App** was West Virginia's first mobile sportsbook until it was forced to shut down. Its handle and revenue figures are included in Mardi Gras and Wheeling Island numbers for 2019.

REVENUE FOR WV SPORTS BETTING BY OPERATOR SINCE LAUNCH

WV Sportsbook	Online Handle	Retail Handle	Total Handle	Online Revenue	Retail Revenue
Hollywood	\$61,686,303.24	\$181,498,546.56	\$243,184,849.80	\$4,354,822.56	\$16,506,883.5



WEST VIRGINIA SPORTS BETTING REVENUE

Each week, the **West Virginia Lottery** releases the West Virginia sports betting revenue information for each sportsbook:

- **Hollywood Casino Sportsbook and DraftKings Sportsbook WV**
- **Mountaineer Sportsbook**
- **The Greenbrier plus FanDuel Sportsbook WV and BetMGM Sportsbook WV**
- **Mardi Gras Sportsbook**
- **Wheeling Island Sportsbook**

The reporting week begins on Saturday and runs through Friday. The report includes:

- **Handle** (total amount wagered)
- **Revenue** (total amount earned after paying winners)
- **Taxes** (total amount generated for the state)

The WV sports betting revenue report is updated every week. This page was last **updated on April 28, 2020**, and reflects revenue numbers through the **week ending April 18, 2019**.

WV sports betting revenue notes:

- On March 17, Gov. Jim Justice ordered all West Virginia casinos closed in the state's effort to combat the spread of COVID-19. Online casino gambling has yet to launch, so the only WV casino revenue is coming through online sports betting. For now, WV casinos remain closed until further notice.
- Mardi Gras Casino and Wheeling Island also suspended operations in March 2019. Both casinos reopened their retail sportsbooks on Jan. 31, 2020. Online sports betting is expected to launch in the near future.
- BetMGM launched its online sportsbook on Jan. 29. Its handle and revenue figures are combined with that of FanDuel's under The Greenbrier license.
- **BetLucky Sportsbook App** was West Virginia's first mobile sportsbook until it was forced to shut down. Its handle and revenue figures are included in Mardi Gras and Wheeling Island numbers for 2019.

REVENUE FOR WV SPORTS BETTING BY OPERATOR SINCE LAUNCH

WV Sportsbook	Online Handle	Retail Handle	Total Handle	Online Revenue	Retail Revenue
Hollywood	\$61,686,303.24	\$181,498,546.56	\$243,184,849.80	\$4,354,822.56	\$16,506,883.5



The Greenbrier + FanDuel Sportsbook, BetMGM Sportsbook	\$58,633,760.72	\$10,868,401.20	\$69,502,161.92	\$3,186,017.54	\$1,004,799.94
Mountaineer Sportsbook	-	\$44,174,413.70	\$44,174,413.70	-	\$3,814,777.87
Mardi Gras Sportsbook	-*	\$9,086,786.13	\$9,086,786.13	\$287,824.65	\$244,613.49
Wheeling Island Sportsbook	-*	\$6,441,346.95	\$6,441,346.95	\$311,882.31	\$244,400.33
Total	\$120,320,063.96	\$252,069,494.54	\$372,389,558.50	\$8,140,547.06	\$21,815,475.63

*Reporting separated online and retail handle beginning with the week ending Aug. 31, 2019.

RECENT SPORTS BETTING REVENUE FOR WV SPORTSBOOKS

WV SPORTS BETTING REVENUE FOR THE WEEK ENDING APRIL 18, 2020

WV Sportsbook	Online Handle	Retail Handle	Total Handle	Online Revenue	Retail Revenue	Total Revenue
Hollywood Sportsbook + DraftKings	\$341,028.52	-	\$341,028.52	\$43,042.82	-	\$43,042.82



The Greenbrier + FanDuel Sportsbook, BetMGM Sportsbook	\$58,633,760.72	\$10,868,401.20	\$69,502,161.92	\$3,186,017.54	\$1,004,799.92
Mountaineer Sportsbook	-	\$44,174,413.70	\$44,174,413.70	-	\$3,814,777.87
Mardi Gras Sportsbook	-*	\$9,086,786.13	\$9,086,786.13	\$287,824.65	\$244,613.49
Wheeling Island Sportsbook	-*	\$6,441,346.95	\$6,441,346.95	\$311,882.31	\$244,400.33
Total	\$120,320,063.96	\$252,069,494.54	\$372,389,558.50	\$8,140,547.06	\$21,815,475.61

*Reporting separated online and retail handle beginning with the week ending Aug. 31, 2019.

RECENT SPORTS BETTING REVENUE FOR WV SPORTSBOOKS

WV SPORTS BETTING REVENUE FOR THE WEEK ENDING APRIL 18, 2020

WV Sportsbook	Online Handle	Retail Handle	Total Handle	Online Revenue	Retail Revenue	Total Revenue
Hollywood Sportsbook + DraftKings	\$341,028.52	-	\$341,028.52	\$43,042.82	-	\$43,042.82



INDIANA SPORTS BETTING REVENUE

UPDATED ON MAY 11, 2020

Each month, the Indiana Gaming Commission (IGC) releases a thorough revenue report detailing slot machine numbers and revenue and table games numbers and revenue. As of October 2019, this report also includes sports betting.

Each licensed sportsbook reports the following numbers:

- **Handle** (The total amount of bets accepted)
- **Revenue** (The sportsbooks' earnings or the total amount remaining after paying winners)
- **Taxes** (9.5% of adjusted gross revenues payable to the state)

ALL-TIME INDIANA SPORTS BETTING NUMBERS

9,300,000,000
 DOLLARS OF SPORTS WAGERS

Total sports betting handle in IN history

3,347,600,000
 DOLLARS OF SPORTS BETTING REVENUE

Total sports betting revenue in IN history

9,760,000
 Total sports betting taxes to date for IN



INDIANA SPORTS BETTING REVENUE

UPDATED ON MAY 11, 2020

Each month, the Indiana Gaming Commission (IGC) releases a thorough revenue report detailing slot machine numbers and revenue and table games numbers and revenue. As of October 2019, this report also includes sports betting.

Each licensed sportsbook reports the following numbers:

- **Handle** (The total amount of bets accepted)
- **Revenue** (The sportsbooks' earnings or the total amount remaining after paying winners)
- **Taxes** (9.5% of adjusted gross revenues payable to the state)

ALL-TIME INDIANA SPORTS BETTING NUMBERS

9,300,000,000
 DOLLARS OF SPORTS WAGERS

Total sports betting handle in IN history

3,347,600,000
 DOLLARS OF SPORTS BETTING REVENUE

Total sports betting revenue in IN history

9,760,000
 Total sports betting taxes to date for IN



INDIANA SPORTS BETTING REVENUE

UPDATED ON MAY 11, 2020

Each month, the Indiana Gaming Commission (IGC) releases a thorough revenue report detailing slot machine numbers and revenue and table games numbers and revenue. As of October 2019, this report also includes sports betting.

Each licensed sportsbook reports the following numbers:

- **Handle** (The total amount of bets accepted)
- **Revenue** (The sportsbooks' earnings or the total amount remaining after paying winners)
- **Taxes** (9.5% of adjusted gross revenues payable to the state)

ALL-TIME INDIANA SPORTS BETTING NUMBERS

9,300,000,000
 DOLLARS OF SPORTS WAGERS

Total sports betting handle in IN history

3,347,000,000
 DOLLARS OF SPORTS BETTING REVENUE

Total sports betting revenue in IN history

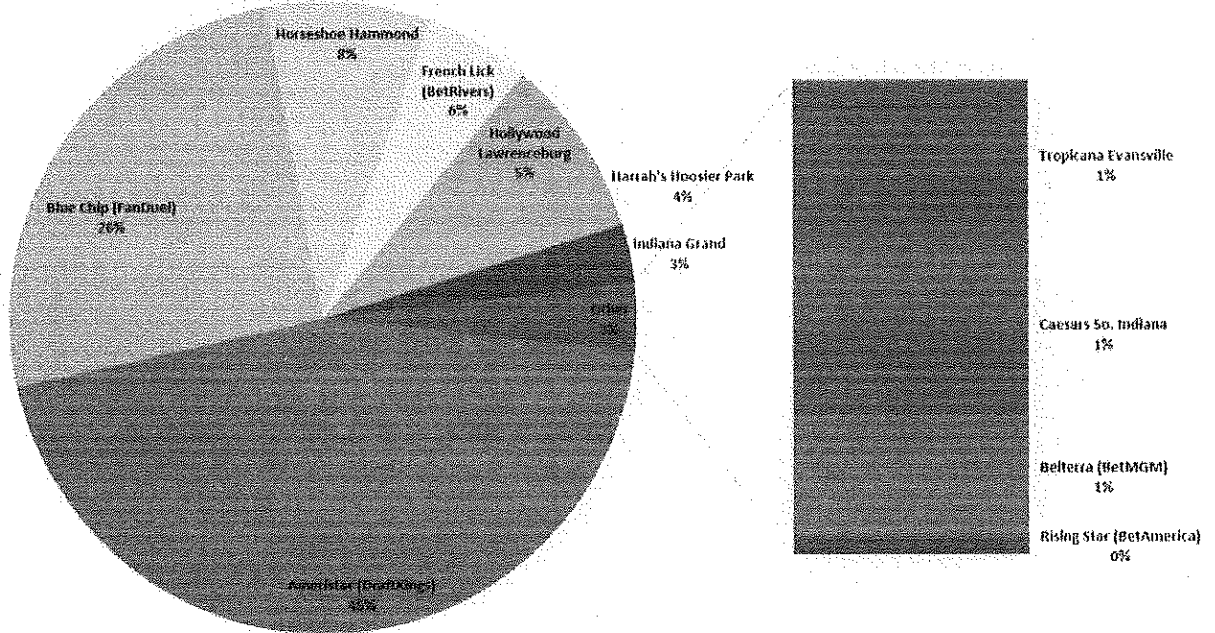
97,000,000
 Total sports betting taxes to date for IN

Total sports betting taxes to date for IN



Last updated: May 11, 2020

INDIANA SPORTSBOOK HANDLE TO DATE

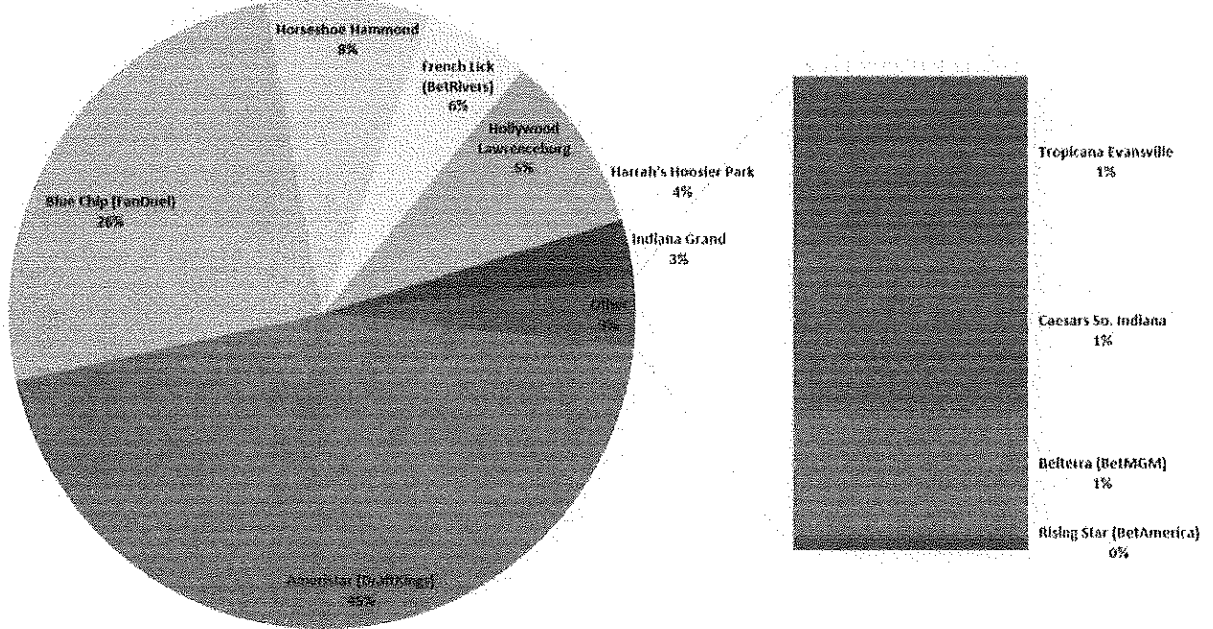


Casino	Total Handle	Online Sports Betting Handle	Retail Sports Betting Handle	Total Sports Betting Revenue	Taxes (9.5%)
Total	\$896,121,071	\$600,832,288	\$289,251,371	\$72,123,154	\$6,877,547
Ameristar (DraftKings)	\$401,570,384	\$357,001,265	\$43,569,119	\$32,144,270	\$3,053,705
Blue Chip Casino (FanDuel)	\$229,287,401	\$206,721,772	\$22,565,629	\$13,133,676	\$1,247,699
Horseshoe Hammond	\$75,543,446	N/A	\$75,543,446	\$8,502,673	\$807,754
French Lick (BetRivers)	\$49,122,886	\$36,668,093	\$12,454,793	\$3,215,972	\$305,518



Last updated: May 11, 2020

INDIANA SPORTSBOOK HANDLE TO DATE

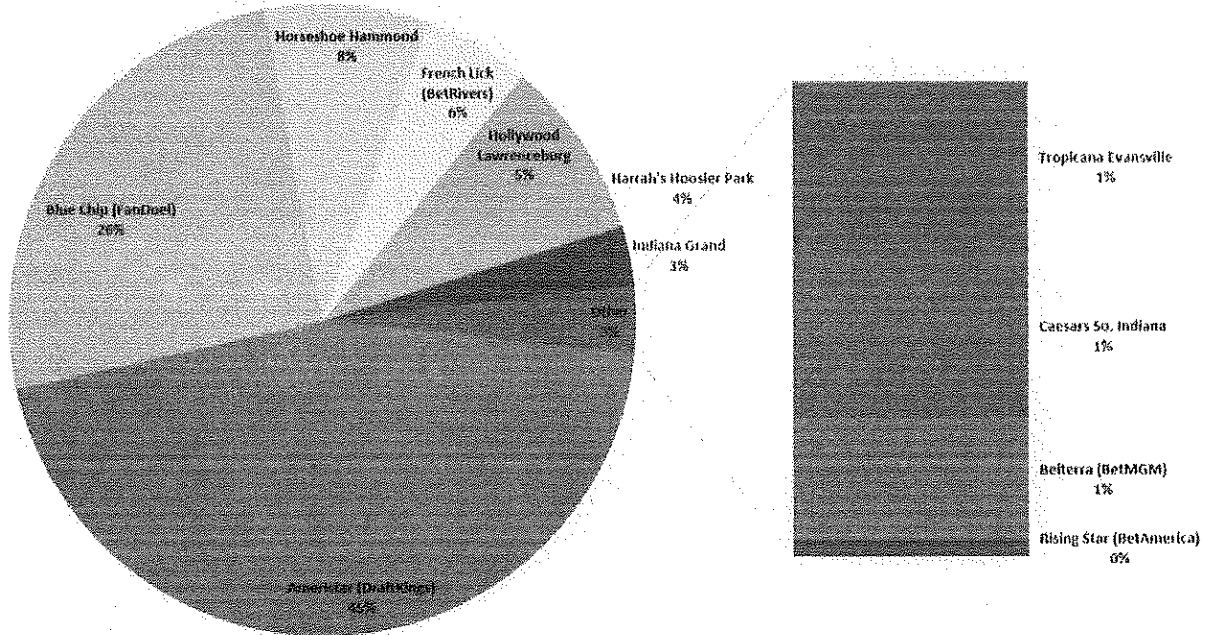


Casino	Total Handle	Online Sports Betting Handle	Retail Sports Betting Handle	Total Sports Betting Revenue	Taxes (9.5%)
Total	\$896,121,071	\$600,832,288	\$289,251,371	\$72,123,154	\$6,877,547
Ameristar (DraftKings)	\$401,570,384	\$357,001,265	\$43,569,119	\$32,144,270	\$3,053,705
Blue Chip Casino (FanDuel)	\$229,287,401	\$206,721,772	\$22,565,629	\$13,133,676	\$1,247,699
Horseshoe Hammond	\$75,543,446	N/A	\$75,543,446	\$8,502,673	\$807,754
French Lick (BetRivers)	\$49,122,886	\$36,668,093	\$12,454,793	\$3,215,972	\$305,518



Last updated: May 11, 2020

INDIANA SPORTSBOOK HANDLE TO DATE



Casino	Total Handle	Online Sports Betting Handle	Retail Sports Betting Handle	Total Sports Betting Revenue	Taxes (9.5%)
Total	\$896,121,071	\$600,832,288	\$289,251,371	\$72,123,154	\$6,877,547
Ameristar (DraftKings)	\$401,570,384	\$357,001,265	\$43,569,119	\$32,144,270	\$3,053,705
Blue Chip Casino (FanDuel)	\$229,287,401	\$206,721,772	\$22,565,629	\$13,133,676	\$1,247,699
Horseshoe Hammond	\$75,543,446	N/A	\$75,543,446	\$8,502,673	\$807,754
French Lick (BetRivers)	\$49,122,886	\$36,668,093	\$12,454,793	\$3,215,972	\$305,518



Hollywood Casino Lawrenceburg (PointsBet)	\$47,757,208	\$783,875	\$46,973,33	\$5,321,986	\$505,537
Harrah's Hoosier Park*	\$34,592,662	N/A	\$34,592,662	\$3,982,121	\$378,301
Indiana Grand Casino**	\$27,310,122	N/A	\$27,310,122	\$2,731,117	\$259,456
Tropicana Evansville	\$11,170,072	N/A	\$11,170,072	\$1,033,513	\$124,085
Caesars Southern Indiana	\$10,699,967	N/A	\$10,699,967	\$1,015,035	\$96,428
Belterra Casino (BetMGM)	\$7,978,277	\$2,546,129	\$5,432,148	\$994,554	\$94,482
Rising Star Casino Resort (BetAmerica)	\$1,088,646	\$441,158	\$647,488	\$48,237	\$4,582
Majestic Star Casino	N/A	N/A	N/A	N/A	N/A
Majestic Star II	N/A	N/A	N/A	N/A	N/A

*Harrah's Hoosier Park includes figures for Winner's Circle OTBs in Indianapolis and New Haven.

**Indiana Grand includes figures for Winner's Circle OTB in Clarksville.

HISTORIC IN SPORTS BETTING REVENUE

Here is a look at how each month of Indiana sports betting has gone:

APRIL 2020

Casino	Handle	Retail Handle	Online Handle	Revenue	Taxes (9.5%)
Total	\$26,304,128	\$0	\$26,304,128	\$1,559,884	\$148,189



Hollywood Casino Lawrenceburg (PointsBet)	\$47,757,208	\$783,875	\$46,973,33	\$5,321,986	\$505,537
Harrah's Hoosier Park*	\$34,592,662	N/A	\$34,592,662	\$3,982,121	\$378,301
Indiana Grand Casino**	\$27,310,122	N/A	\$27,310,122	\$2,731,117	\$259,456
Tropicana Evansville	\$11,170,072	N/A	\$11,170,072	\$1,033,513	\$124,085
Caesars Southern Indiana	\$10,699,967	N/A	\$10,699,967	\$1,015,035	\$96,428
Belterra Casino (BetMGM)	\$7,978,277	\$2,546,129	\$5,432,148	\$994,554	\$94,482
Rising Star Casino Resort (BetAmerica)	\$1,088,646	\$441,158	\$647,488	\$48,237	\$4,582
Majestic Star Casino	N/A	N/A	N/A	N/A	N/A
Majestic Star II	N/A	N/A	N/A	N/A	N/A

*Harrah's Hoosier Park includes figures for Winner's Circle OTBs in Indianapolis and New Haven.

**Indiana Grand includes figures for Winner's Circle OTB in Clarksville.

HISTORIC IN SPORTS BETTING REVENUE

Here is a look at how each month of Indiana sports betting has gone:

APRIL 2020

Casino	Handle	Retail Handle	Online Handle	Revenue	Taxes (9.5%)
Total	\$26,304,128	\$0	\$26,304,128	\$1,559,884	\$148,189



Hollywood Casino Lawrenceburg (PointsBet)	\$47,757,208	\$783,875	\$46,973,33	\$5,321,986	\$505,537
Harrah's Hoosier Park*	\$34,592,662	N/A	\$34,592,662	\$3,982,121	\$378,301
Indiana Grand Casino**	\$27,310,122	N/A	\$27,310,122	\$2,731,117	\$259,456
Tropicana Evansville	\$11,170,072	N/A	\$11,170,072	\$1,033,513	\$124,085
Caesars Southern Indiana	\$10,699,967	N/A	\$10,699,967	\$1,015,035	\$96,428
Belterra Casino (BetMGM)	\$7,978,277	\$2,546,129	\$5,432,148	\$994,554	\$94,482
Rising Star Casino Resort (BetAmerica)	\$1,088,646	\$441,158	\$647,488	\$48,237	\$4,582
Majestic Star Casino	N/A	N/A	N/A	N/A	N/A
Majestic Star II	N/A	N/A	N/A	N/A	N/A

*Harrah's Hoosier Park includes figures for Winner's Circle OTBs in Indianapolis and New Haven.

**Indiana Grand includes figures for Winner's Circle OTB in Clarksville.

HISTORIC IN SPORTS BETTING REVENUE

Here is a look at how each month of Indiana sports betting has gone:

APRIL 2020

Casino	Handle	Retail Handle	Online Handle	Revenue	Taxes (9.5%)
Total	\$26,304,128	\$0	\$26,304,128	\$1,559,884	\$148,189



Ameristar (DraftKings)	\$10,070,017	\$0	\$10,070,017	\$307,002	\$01,000
Blue Chip (FanDuel)	\$9,715,664	\$0	\$9,715,664	\$427,122	\$40,577
French Lick Resort (BetRivers)	\$2,067,231	\$0	\$2,067,231	\$116,284	\$11,047
Horseshoe Hammond	\$0	\$0	N/A	\$0	\$0
Hollywood Lawrenceburg (PointsBet)	\$449,638	\$0	\$449,638	\$0	\$0
Belterra (BetMGM)	\$418,195	\$0	\$418,195	\$58,516	\$5,559
Harrah's Hoosier Park**	\$0	\$0	N/A	\$0	\$0
Indiana Grand***	\$0	\$0	N/A	\$0	\$0
Caesars Southern Indiana	\$0	\$0	N/A	\$0	\$0
Tropicana Evansville	\$0	\$0	N/A	\$0	\$0
Rising Star (BetAmerica)	\$3,886	\$0	N/A	\$0	\$0

MARCH 2020

Casino	Handle	Retail Handle	Online Handle	Revenue	Taxes (9.5%)
Total	\$74,818,802	\$14,153,756	\$60,665,046	\$5,495,640	\$522,085
Ameristar (DraftKings)	\$35,213,890	\$2,126,435	\$33,087,455	\$2,659,101	\$252,615
Blue Chip (FanDuel)	\$22,282,365	\$693,011	\$21,589,354	\$151,393	\$151,393
French Lick Resort (BetRivers)	\$3,677,470	\$81,343	\$3,596,127	\$327,456	\$31,108
Horseshoe Hammond	\$3,439,690	\$3,439,690	N/A	\$0	\$0
Hollywood Lawrenceburg (PointsBet)	\$2,897,166	\$2,897,166	\$334,237	\$245,089	\$23,283



Casino (DraftKings)	\$10,070,017	\$0	\$10,070,017	\$007,002	\$01,000
Blue Chip (FanDuel)	\$9,715,664	\$0	\$9,715,664	\$427,122	\$40,577
French Lick Resort (BetRivers)	\$2,067,231	\$0	\$2,067,231	\$116,284	\$11,047
Horseshoe Hammond	\$0	\$0	N/A	\$0	\$0
Hollywood Lawrenceburg (PointsBet)	\$449,638	\$0	\$449,638	\$0	\$0
Belterra (BetMGM)	\$418,195	\$0	\$418,195	\$58,516	\$5,559
Harrah's Hoosier Park**	\$0	\$0	N/A	\$0	\$0
Indiana Grand***	\$0	\$0	N/A	\$0	\$0
Caesars Southern Indiana	\$0	\$0	N/A	\$0	\$0
Tropicana Evansville	\$0	\$0	N/A	\$0	\$0
Rising Star (BetAmerica)	\$3,886	\$0	N/A	\$0	\$0

MARCH 2020

Casino	Handle	Retail Handle	Online Handle	Revenue	Taxes (9.5%)
Total	\$74,818,802	\$14,153,756	\$60,665,046	\$5,495,640	\$522,085
Ameristar (DraftKings)	\$35,213,890	\$2,126,435	\$33,087,455	\$2,659,101	\$252,615
Blue Chip (FanDuel)	\$22,282,365	\$693,011	\$21,589,354	\$151,393	\$151,393
French Lick Resort (BetRivers)	\$3,677,470	\$81,343	\$3,596,127	\$327,456	\$31,108
Horseshoe Hammond	\$3,439,690	\$3,439,690	N/A	\$0	\$0
Hollywood Lawrenceburg (PointsBet)	\$2,897,166	\$2,897,166	\$334,237	\$245,089	\$23,283



Ameristar (DraftKings)	\$10,070,014	\$0	\$10,070,014	\$337,302	\$31,000
Blue Chip (FanDuel)	\$9,715,664	\$0	\$9,715,664	\$427,122	\$40,577
French Lick Resort (BetRivers)	\$2,067,231	\$0	\$2,067,231	\$116,284	\$11,047
Horseshoe Hammond	\$0	\$0	N/A	\$0	\$0
Hollywood Lawrenceburg (PointsBet)	\$449,638	\$0	\$449,638	\$0	\$0
Belterra (BetMGM)	\$418,195	\$0	\$418,195	\$58,516	\$5,559
Harrah's Hoosier Park**	\$0	\$0	N/A	\$0	\$0
Indiana Grand***	\$0	\$0	N/A	\$0	\$0
Caesars Southern Indiana	\$0	\$0	N/A	\$0	\$0
Tropicana Evansville	\$0	\$0	N/A	\$0	\$0
Rising Star (BetAmerica)	\$3,886	\$0	N/A	\$0	\$0

MARCH 2020

Casino	Handle	Retail Handle	Online Handle	Revenue	Taxes (9.5%)
Total	\$74,818,802	\$14,153,756	\$60,665,046	\$5,495,640	\$522,085
Ameristar (DraftKings)	\$35,213,890	\$2,126,435	\$33,087,455	\$2,659,101	\$252,615
Blue Chip (FanDuel)	\$22,282,365	\$693,011	\$21,589,354	\$151,393	\$151,393
French Lick Resort (BetRivers)	\$3,677,470	\$81,343	\$3,596,127	\$327,456	\$31,108
Horseshoe Hammond	\$3,439,690	\$3,439,690	N/A	\$0	\$0
Hollywood Lawrenceburg (PointsBet)	\$2,897,166	\$2,897,166	\$334,237	\$245,089	\$23,283



LICENSING FEES

8%

LOTTERY EXPANSION

MINI-CASINOS

17%

TAXES ON REVENUE

SPORTS BETTING REVENUE STARTS ROLLING IN

Sports betting in PA started out with retail only. Since the addition of **online sportsbooks**, revenue has soared. The majority of **sports wagering in PA** now happens online, and the state broke handle records every month during the 2019/2020 NFL season.

Consequently, the state's tax revenue has experienced large gains since online betting was added to the mix.

Here is a look at the tax revenue (state and local) from sports betting so far:

April 2020: \$1,038,049
 March 2020: \$2,480,132
 February 2020: \$1,700,011
 January 2020: \$8,222,829
 December 2019: \$4,094,893
 November 2019: \$5,299,449
 October 2019: \$5,381,370
 September 2019: \$5,062,216
 August 2019: \$2,201,406
 July 2019: \$1,026,769
 June 2019: \$979,302



LICENSING FEES

8%

MINI-CASINOS

17%

LOTTERY EXPANSION

TAXES ON REVENUE

SPORTS BETTING REVENUE STARTS ROLLING IN

Sports betting in PA started out with retail only. Since the addition of **online sportsbooks**, revenue has soared. The majority of **sports wagering in PA** now happens online, and the state broke handle records every month during the 2019/2020 NFL season.

Consequently, the state's tax revenue has experienced large gains since online betting was added to the mix.

Here is a look at the tax revenue (state and local) from sports betting so far:

April 2020: \$1,038,049
 March 2020: \$2,480,132
 February 2020: \$1,700,011
 January 2020: \$8,222,829
 December 2019: \$4,094,893
 November 2019: \$5,299,449
 October 2019: \$5,381,370
 September 2019: \$5,062,216
 August 2019: \$2,201,406
 July 2019: \$1,026,769
 June 2019: \$979,302



PENNSYLVANIA GAMBLING EXPANSION REVENUE

The **Pennsylvania gambling expansion** law passed largely because the state desperately needed a **new source of tax revenue**. One of the biggest sources of that revenue was upfront licensing fees for all the new types of gambling.

Even with the potential for big returns, the first state budget after expansion only expected \$100 million from online gambling. That is a figure Pennsylvania surpassed after the first mini-casino auction.

Gambling streams are now blossoming in the Commonwealth, bringing in significant revenue for the state and local entities. How much so far?

\$548,043,070

Last updated: May 22, 2020

How does that number break down? Let's look at how much each category brought in:



PENNSYLVANIA GAMBLING EXPANSION REVENUE

The **Pennsylvania gambling expansion** law passed largely because the state desperately needed a **new source of tax revenue**. One of the biggest sources of that revenue was upfront licensing fees for all the new types of gambling.

Even with the potential for big returns, the first state budget after expansion only expected \$100 million from online gambling. That is a figure Pennsylvania surpassed after the first mini-casino auction.

Gambling streams are now blossoming in the Commonwealth, bringing in significant revenue for the state and local entities. How much so far?

\$548,043,070

Last updated: May 22, 2020

How does that number break down? Let's look at how much each category brought in:



PENNSYLVANIA GAMBLING EXPANSION REVENUE

The **Pennsylvania gambling expansion** law passed largely because the state desperately needed a **new source of tax revenue**. One of the biggest sources of that revenue was upfront licensing fees for all the new types of gambling.

Even with the potential for big returns, the first state budget after expansion only expected \$100 million from online gambling. That is a figure Pennsylvania surpassed after the first mini-casino auction.

Gambling streams are now blossoming in the Commonwealth, bringing in significant revenue for the state and local entities. How much so far?

\$548,043,070

Last updated: May 22, 2020

How does that number break down? Let's look at how much each category brought in:



LICENSING FEES

8%

MINI-CASINOS

17%

LOTTERY EXPANSION

TAXES ON REVENUE

SPORTS BETTING REVENUE STARTS ROLLING IN

Sports betting in PA started out with retail only. Since the addition of **online sportsbooks**, revenue has soared. The majority of **sports wagering in PA** now happens online, and the state broke handle records every month during the 2019/2020 NFL season.

Consequently, the state's tax revenue has experienced large gains since online betting was added to the mix.

Here is a look at the tax revenue (state and local) from sports betting so far:

April 2020: \$1,038,049
 March 2020: \$2,480,132
 February 2020: \$1,700,011
 January 2020: \$8,222,829
 December 2019: \$4,094,893
 November 2019: \$5,299,449
 October 2019: \$5,381,370
 September 2019: \$5,062,216
 August 2019: \$2,201,406
 July 2019: \$1,026,769
 June 2019: \$979,302