



**Department of  
Higher Education**

**Mike DeWine**, Governor  
**Randy Gardner**, Chancellor

**Ohio Senate Workforce and Higher Education Committee**

House Bill 110 -- Budget

Ohio Department of Higher Education

Randy Gardner, *Chancellor*

April 27, 2021

Chairman Johnson, Ranking Member Williams, and members of the Ohio Senate Workforce and Higher Education Committee. I am honored to be with you today to present Governor Mike DeWine's budget for the Ohio Department of Higher Education for the next biennium.

After serving in the General Assembly for 33 years – 13 of those in the Senate – and now two years as Chancellor, this is my 18<sup>th</sup> state budget. Like the first DeWine-Husted budget two years ago, this one is student focused, with an additional intentional emphasis on workforce preparation. I want you to know that I respect that the budget always changes during the legislative process. This is no longer the “as introduced” version and the Senate will also amend the bill. To every extent when we can find common ground, I want to personally work with you in the weeks ahead.

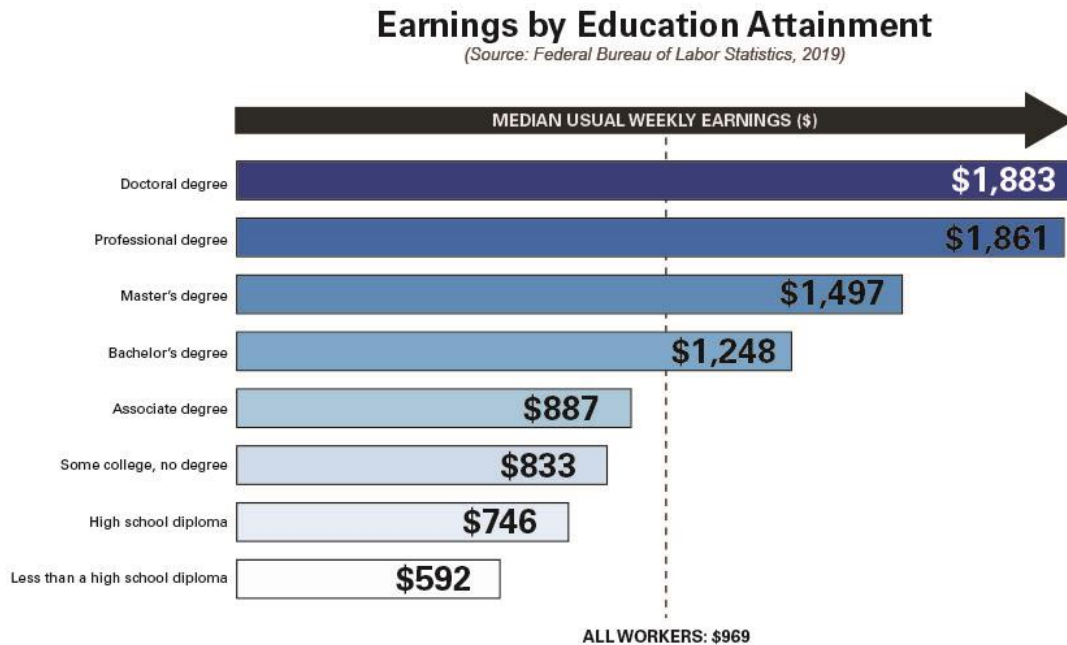
The Ohio Department of Higher Education (DHE) serves more than 635,000 students throughout the state at 14 four-year public universities, 24 public university regional campuses, 23 community colleges, 77 independent, not-for-profit colleges and universities, and more than 120 Ohio Technical Centers and Aspire (Ohio's basic literacy program for adult learners) program locations.

When it comes to postsecondary education attainment, Ohio must be an “all of the above” state. By that I mean we must provide education and training pathways that

simultaneously meet the needs and goals of students, families, and our state’s economic future. Perhaps more than any state in the nation, Ohio offers a ***diversity of opportunity***, that includes our high school credit and credential programs, technical centers and adult career centers, our growing TechCred program, our community and technical colleges, and our four-year public and independent colleges and universities, some of which provide world-class research. My own family’s life experiences have instilled in me a belief in this diversity of opportunity. I have a son who received both his bachelor’s and master’s degree from an independent university, a daughter who earned her bachelor’s and master’s from a public university, my wife who is a community college graduate and a son who attended a community college for two years before finishing his business finance degree at a public university, where his community college coursework was a perfect match for completing his bachelor’s degree two years later.

### **THE VALUE OF POSTSECONDARY EDUCATION**

Achieving postsecondary degrees and credentials is dramatically important today – more important than ever before for our nation, our state, and individuals who strive for a better future. This is evident based on quantifiable quality-of-life statistics as well as fundamental unemployment and wage rates. The chart below from the federal Bureau of Labor Statistics (BLS) is conclusive.



**Bottom line: Increased education attainment most often leads to stronger employment opportunities and greater wage and income prospects.**

The updated “education attainment unemployment gap” as published by the BLS has grown even wider during this challenged economy. Unemployment rates, as of March 2021, are as follows:

- Bachelor’s Degree and Higher: 3.9%
- Associate Degree and Some College: 5.9%
- High School: 6.7%
- Less Than a High School Diploma: 8.2%

- Ohio Unemployment March, 2021: 4.7% U.S. 6.0%
- Ohio Unemployment February, 2020: 4.1% U.S. 3.5%

The BLS, working in concert with the Census Bureau, tracks employment by educational attainment level. Actual data for the past decade illustrate the overwhelming advantage that those with a postsecondary credential have had in getting jobs. Employment of persons without a high school diploma declined over the last decade, while employment for high school graduates with no college experience increased only 1 percent. Employment of those with some college or an associate degree increased by 7 percent, while employment of those with a bachelor’s degree or above increased by over 32 percent.

**U.S. Employment Levels by Educational Attainment, 2009-2019**

EMPLOYMENT LEVEL	2009	2019	change	pct chg
Less than a High School Diploma, 25 yrs. & over	10,367,833	9,438,667	-929,167	-9.0%
High School Graduates, No College, 25 yrs. & over	34,493,667	34,836,500	342,833	1.0%
Some College or Associate Degree, 25 yrs. & over	33,892,500	36,281,833	2,389,333	7.0%
Bachelor’s degree and higher, 25 yrs. & over	43,536,500	57,655,417	14,118,917	32.4%
<b>TOTAL</b>	<b>122,290,500</b>	<b>138,212,417</b>	<b>15,921,917</b>	<b>13.0%</b>

Source: Bureau of Labor Statistics, Current Population Survey, Table A-4. Annual averages of monthly amounts.

As we look to the future, the percentage of jobs where postsecondary education is required or strongly preferred continues to rise. The Georgetown University Center on Education and the Workforce (CEW) predicted, back in 2013 that by 2020 there would be 63 percent of jobs requiring a postsecondary credential. In a soon-to-be-released report, the CEW will predict that by 2027, a full 70 percent of jobs will require postsecondary education.

As shown in the table below, employment projections by the BLS are that job growth over 2019-2029 for all educational attainment levels beyond the “some college, no degree” will be at least 1.5 times faster than the overall 3.7 percent increase.

## Higher Education and Labor Demand

**Table 5.2 Employment, wages, and projected change in employment by typical entry-level education (Employment in thousands)**

Typical entry-level education	2019 Employment		Employment change, 2019-29 (percent)	Median annual wage, 2019 <sup>(1)</sup>
	Number	Percent distribution		
Total, all occupations	162,795.6	100.0	3.7	\$39,810
Doctoral or professional degree	4,412.8	2.7	5.9	\$107,660
Master's degree	2,633.9	1.6	15.0	\$76,180
Bachelor's degree	36,864.2	22.6	6.4	\$75,440
Associate's degree	3,601.6	2.2	6.2	\$54,940
Postsecondary nondegree award	10,093.2	6.2	5.6	\$39,940
Some college, no degree	4,085.0	2.5	-0.1	\$36,790
High school diploma or equivalent	62,410.0	38.3	1.5	\$37,930
No formal educational credential	38,694.8	23.8	3.3	\$25,700

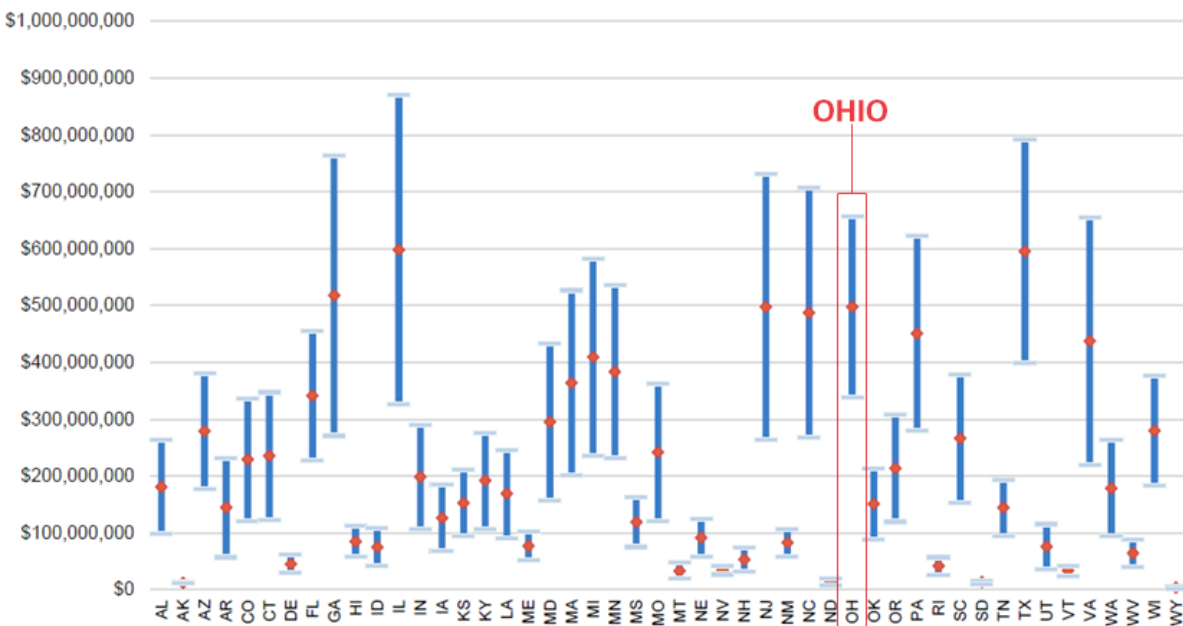
<sup>(1)</sup> Data are from the Occupational Employment Statistics program, U.S. Bureau of Labor Statistics. Wage data cover non-farm wage and salary workers and do not cover the self-employed, owners and partners in unincorporated firms, or household workers.  
Source: Employment Projections program, U.S. Bureau of Labor Statistics

A recent report published in January, 2021 by Ithaka S+R, a national not-for-profit organization, estimates the fiscal benefits of higher education at the state level, from both increased tax revenues and reduced public assistance spending. The estimates are based on a hypothetical five-percentage-point increase in degree attainment. The lower bound reflects a conversion of those with only high school diplomas to associate degrees, equivalent to a five-percentage-point increase in the share of residents with an associate degree. The upper bound reflects a conversion

of those with high school diplomas to bachelor’s degrees, equivalent to a five-percentage-point increase in the share of residents with a bachelor’s degree. The midpoint (red dot) reflects a conversion of those with high school diplomas to both associate and bachelor’s degrees, equivalent to a five-percentage-point increase in the combined share and equally distributed across the two degree levels.

**The midpoint estimate for Ohio is a net fiscal benefit of \$500 million per year, the 4<sup>th</sup> largest net benefit of all states included in the analysis.**

**Figure 10: State-by-state net benefit associated with a five-percentage point increase in attainment**



**GREATER INVESTMENT IN STUDENTS**

Our budget, respecting the needs in so many other areas such as early primary and secondary education, fighting the opioid crisis, investing in clean water, and other priorities, increases the **State Share of Instruction** by \$38 million (1.9% increase) over the biennium. In addition, Ohio has the most assertive performance-based funding formula in the United States, with positive incentives toward degree and course completion. The result? The number of postsecondary degrees and certificates awarded at Ohio’s colleges and universities has increased by 29,829

(37%) from fiscal year 2009 to fiscal year 2018, and the first-to-second-year retention rate of students at Ohio's colleges and universities has increased from 72 percent to 81 percent from fiscal year 2011 to fiscal year 2018.

This budget includes a notable adjustment to the community college SSI formula to incentive co-requisite instruction, rather than traditional developmental education. Co-requisite instruction is a model in which students who have been assessed as not yet ready for college work receive extra help while they take a college-level course instead of receiving a traditional, prerequisite remedial (developmental) course. Ohio's community colleges are committed to replacing developmental education and transitioning to co-requisite instruction, which is proven to deliver better learning outcomes, including greater student retention. This policy change will have a particularly positive impact on underrepresented student populations. We support this student-centered adjustment and look forward to working with our 23 two-year colleges to implementation in the upcoming biennium. To ensure that no community college is negatively impacted by this change, \$4.5 million in Governor's Emergency Education Relief funding has already been approved by the Controlling Board. This amount is equal to a one-year 1% SSI increase for community colleges, and it's already funded.

A specific question in the House centered on Higher Education's share of the state budget over time. The percentage of the state budget going to Higher Education has declined significantly and consistently. In fact, GRF spending for the Ohio Department of Higher Education is 7.6% of the state budget in FY21. It was 15.1% in 1980 and 10.3% in 2010.

**Need-Based Financial Aid:** The new budget provides enough funding to increase the Ohio College Opportunity Grant by \$500 per student over the next two years. Combined with a similar increase in the first DeWine-Husted budget, eligible students will receive \$1,000 more per year by the 2022-23 school year – a 44% average increase in student aid under Governor DeWine's governorship.

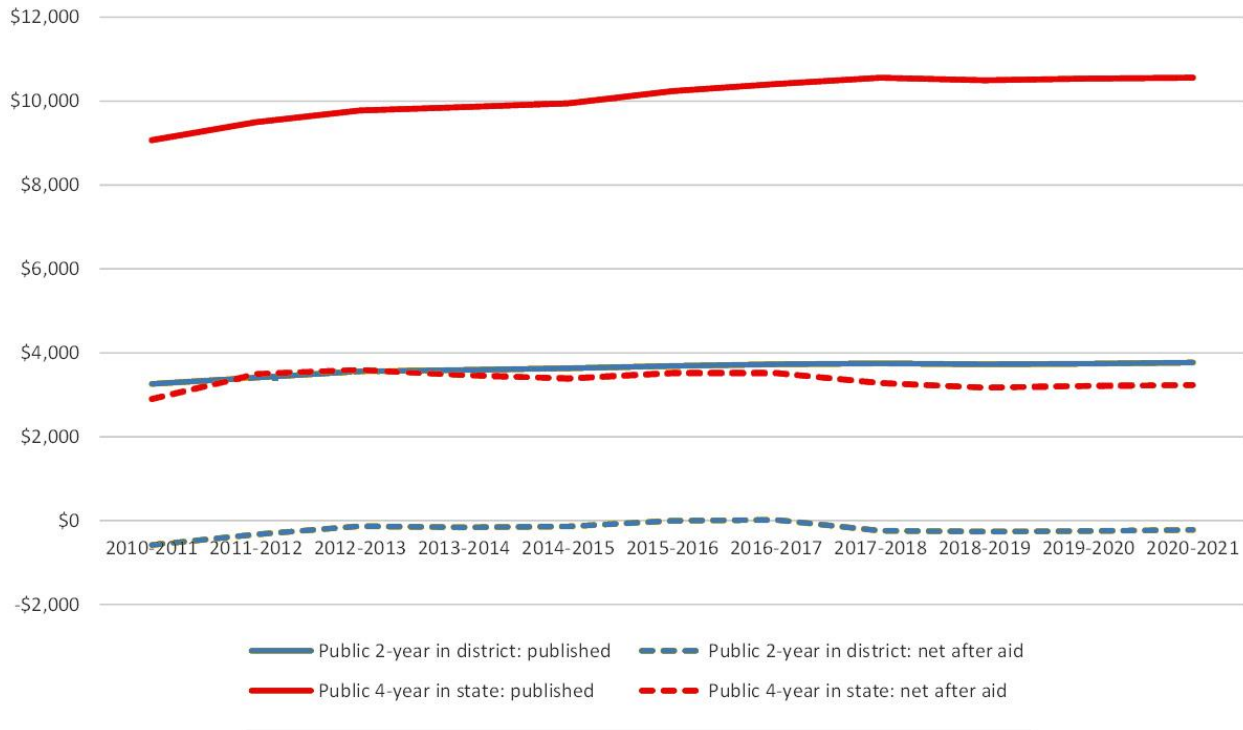
### **AFFORDABILITY REMAINS A PRIORITY**

Ohio has restrained tuition better than most other states in the nation since 2007, according to College Board data, and we continue to find new ways to even greater affordability. Our budget two years ago required that by the fall of 2019, all

incoming freshman students at four-year public undergraduate universities in Ohio would have their tuition and general fees frozen – **guaranteed** – so what they pay for their first year will be the same for the next three consecutive years following admission to the university. Ohio ensures that all 13 undergraduate universities are “guarantee institutions,” providing predictability and transparency for students, parents, and families into the future. This means that a new university student in fall of 2021 will pay a maximum tuition and general fees increase of less than 1% on an annual basis over four years, and sometimes for five years. We have reviewed “guarantee” programs in other states, and we believe Ohio has the best guaranteed tuition strategy in the nation.

In addition to restraining growth in tuition better than most other states, financial aid provided directly to students by colleges and universities has increased, meaning that **the amount ultimately paid by students is significantly less than the published rates** – as displayed in the chart below derived from College Board data. This is one of the many reasons why we believe it is critical for students to complete the Free Application for Federal Student Aid (FAFSA). Completing the FAFSA is a critical step in exposing the full range of postsecondary opportunities available to students. FAFSA is not just to qualify for aid to traditional colleges but also for technical colleges, and for aid to pay for certificates and credentials. We are thankful to the Controlling Board for approving our request in December of 2020 to utilize a portion of the Governor’s Emergency Education Relief (GEER) Fund to strive to increase FAFSA completion across Ohio.

Published and Net Tuition and Fees, Public Institutions, 2010-2020  
 Amounts in constant (2020) dollars



Source: College Board, Trends in College Pricing 2020

The notable difference between published and net tuition and fees is similarly true of independent not-for-profit institutions, where the average net tuition and fee amount nationally is \$15,990, significantly less than the average published rate of \$37,650, according to College Board data.

**FAFSA POLICY SUMMARY:**

The following memo sent to Ohio education and community leadership in February summarizes new budget language included in the as introduced version of the budget but removed by the House establishing FAFSA completion as a high school graduation requirement and outlines our FAFSA 21 strategy plan. I thought it important to provide the committee with this correspondence.





TO: OHIO LEADERSHIP  
Education and Community

FROM: RANDY GARDNER  
*Chancellor*

RE: FAFSA and EDUCATION ATTAINMENT

The pandemic appears to be widening existing gaps in education attainment in our state and the nation. It is a problem that can negatively impact the lives of hundreds of thousands of Ohioans and threatens our state's economic future. We must do more to stop this trend -- reverse it -- and utilize the diversity of postsecondary opportunity to improve the lives of younger students and adults who want a better future.

First, the value of postsecondary education is unmistakable. Facts confirm those with a college degree or credential earn more in wages and are more likely to be employed than those without.

**It is time for a targeted approach to raise wages, reduce unemployment and strengthen Ohio's economy through enhanced education attainment and workforce preparation:**

- **FAFSA Completion:** A year ago, only 64.3% of Ohio's high school seniors completed the Free Application for Federal Student Aid (FAFSA), which can qualify students for federal aid and some additional financial and merit-based aid at Ohio colleges, universities, technical centers, and other postsecondary institutions. While Ohio ranked 15<sup>th</sup> in the nation last year, we can do better. Even a 10% increase in FAFSA completions would yield 12,000 more students receiving federal grants totaling \$27.6 million annually. More aid will result in greater postsecondary access, higher education attainment and better employment and wage outcomes.
- **Ohio FAFSA 21:** FAFSA 21 is Ohio's strongest effort yet to support higher FAFSA completion rates. In December, the Ohio Controlling Board voted to accept the DeWine Administration's request to invest at least \$2.7 million in FAFSA completion strategies, with a particular focus on those impacted most significantly by COVID-19. We look forward to launching this comprehensive effort in the days ahead -- as soon as next week -- and working with you to implement strategies that include: 1) Grants to college access organizations and community groups to encourage increased high school FAFSA

completion; 2) Data management upgrades to track FAFSA completions; and 3) Funding to support awareness, professional development, counselor training, and other support initiatives.

- **FAFSA Graduation Standard:** Governor DeWine has requested in his proposed FY 22-23 budget bill to have Ohio join several other states to require that each student will have a FAFSA form completed and on file to qualify for graduation from high school. This action will dramatically raise awareness of the value of the FAFSA and qualify many thousands of additional students for financial aid. Parents or guardians may sign an exemption form in choosing to opt out of this requirement.

We cannot talk about the value of college degrees and credentials without doing even more to enable greater access to achieving education attainment. FAFSA 21 and the new graduation standard can make a significant difference.

Each of you has a significant role to play in partnering with us as we strive to elevate the value of postsecondary attainment and introduce all Ohioans to the full range of opportunities available to them. We will be sharing additional details in the very near future as we launch the initiative, and I look forward to working with you as we move forward together.

Late in 2019, Governor DeWine doubled down on Ohio's efforts to attract and keep young talent in Ohio. Without a mandate or new funding and without a change in the law, he requested that all undergraduate public institutions provide in-state graduate degree tuition rates for students who received their bachelor's degree at an Ohio college or university, no matter if they were originally Ohio residents when they began college. While this negatively impacts the bottom line at institutions in reduced tuition revenue, every university said yes to the governor's request. Why? Because university leaders agreed with the governor that keeping students in Ohio longer to earn their graduate degree gives us an even better chance to keep them in Ohio to be part of our economy. The House expressed support for this effort and attempted to codify the policy in HB 110. We respectfully look forward to working with the Senate to slightly amend the language to achieve the desired outcome.

In addition, we continue to strengthen and provide more flexibility in the **College Credit Plus (CCP)** program, which allows students to earn college credit while in high school, thereby reducing the time and cost to a college degree. College Credit Plus has resulted in an estimated **\$725 million** in tuition savings for students and families over the past five years, with 969 certificates and 2,666 associate degrees earned for free by CCP students during this time.

**TechCred**, a program designed to qualify workers for new jobs in the technology-infused economy, has already supported more than 15,000 new credentials and certificates. Most of Ohio's higher education institutions – 10 public universities, 21 community colleges, and 30 Ohio Technical Centers – have served as education providers for the TechCred program to date. While this program is not a line item in the Department of Higher Education's budget, we are involved as we certify that the approved credentials meet quality standards and meet the needs of Ohio's employers.

### **Re-Entry and Attainment**

We must engage in a more vigorous conversation about how Ohio can remove barriers to attaining post-secondary credentials and degrees. Whether changes should be made in our state's transcript withholding rules and procedures is but one component for consideration. There are approximately 1.5 million Ohioans with some college experience but no credential or degree. If we can find incentives to invite even 10% of these Ohioans back to class, we can make significant strides in increasing our attainment levels – raise our state's GDP, increase wages and salaries of Ohio workers and drive down our unemployment rate, all resulting in additional tax revenue and reduced pressure on social services.

In Governor DeWine's budget as introduced, the following language was proposed to heighten consideration of changes to current transcript withholding practices. This section was deleted by the House.

### **Transcript Withholding**

*Sec. 3333.0417. (A) The chancellor of higher education may adopt rules regarding when a state institution of higher education, as defined in section 3345.011 of the Revised Code, may withhold official transcripts from a student, including when a student owes money to the institution.*

*(B) In adopting rules under division (A) of this section, the chancellor shall consider all of the following:*

*(1) Promoting the state's postsecondary education attainment goals;*

*(2) Workforce goals;*

*(3) Helping adult students complete their education, whether at the same institution or another state institution of higher education.*

### **The Transfer Promise**

Just this week the department is receiving final documents from college provosts and presidents from all 36 public colleges - community colleges and universities - called the Transfer Promise. This is reaffirmation of the importance of the transferability of college credits from one institution to another that is critical to our ability to raise credential and degree attainment. While Ohio is widely known for having one of the most comprehensive, positive transfer systems in the U.S., we continue to strive to do even more.

Workforce preparation includes supporting STEM (Science, Technology, Engineering, Mathematics) education through the **Choose Ohio First Scholarship program**. The proposed executive budget proposed a meaningful increase in support for Choose Ohio First to \$28 million in FY23, allowing us to serve more students than ever before, with emphasis on first-generation and lower-income students. The House reduced our recommended funding level for Choose Ohio First by \$2.5 million per year. Respectfully, we would like those scholarship dollars restored. What I especially like about the Choose Ohio First program is that it provides scholarships to public university, community college, and independent college students on an equal basis. As some of you know, this program was established under the vision and leadership of then-Speaker of the House Jon Husted. We added computer science certificates a year ago and this budget provides an additional work-based learning requirement that will strengthen student connections with businesses.

**Ohio Technical Centers** are an important asset in our efforts to grow the Ohio economy and prepare our workforce. Our budget two years ago achieved a meaningful increase in the technical center line item, and the Governor's budget raises funding to \$20.8 million in FY23, a 26% increase over the past four years. OTCs, which received an additional funding increase in the House version of the budget, provide postsecondary career and technical education at 52 sites across

Ohio, in collaboration with secondary career centers and joint vocational schools. OTCs are positioned to respond quickly to the needs of business and industry by providing customized training and business consultation services to companies to assist with meeting Ohio's workforce goals.

Not long ago, Ohio lost many of its high school graduates to other states and found fewer students coming to Ohio for college. Now, Ohio retains more students annually while attracting 12,698 more high school graduates to Ohio than it loses to other states. This statistic speaks to both Ohio's affordability and quality. As this trend continues and expands, the Buckeye State will have the opportunity to retain more talent to bolster Ohio's economy.

The Ohio Department of Higher Education strives to operate efficiently. Since 2010, the number of employees at the department has declined by over 22%, from 81 employees to 63 today. The department will continue to administer its programs and provide needed services to our higher education constituencies in a cost-effective manner.

Mr. Chairman, members of the committee, it has been an honor to present the Ohio Department of Higher Education's budget, and I am glad to answer any questions you may have.