

Freight railroads .....	43
Freight railroad mileage .....	5,139
Freight rail employees .....	5,036
Average wages and benefits per employee .....	\$128,510
Railroad retirement beneficiaries .....	21,000
Railroad retirement benefits paid .....	\$537 million

### Quick Facts



**Privately Owned:** Freight railroads operate on a nearly 140,000-mile network they almost exclusively own, maintain and pay for themselves.

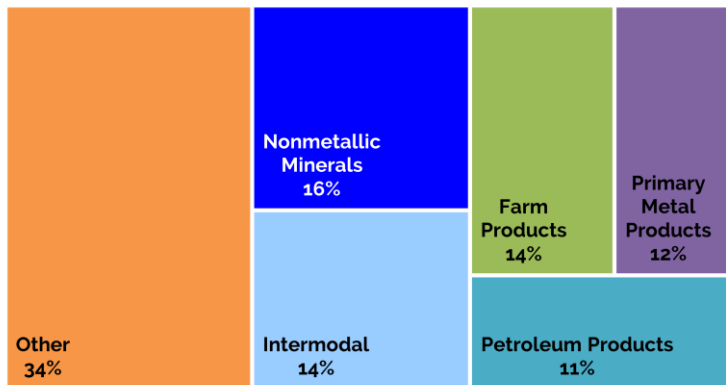


**Sustainable:** Railroads are the most fuel efficient way to move freight over land. It would have taken approximately 2.9 million additional trucks to handle the 52.8 million tons of freight that originated by rail in Ohio in 2021.



**Economic Driver:** Railroads haul 1/3 of U.S. exports and serve nearly every sector of the economy, from moving the food we eat to the chemicals that treat our water.

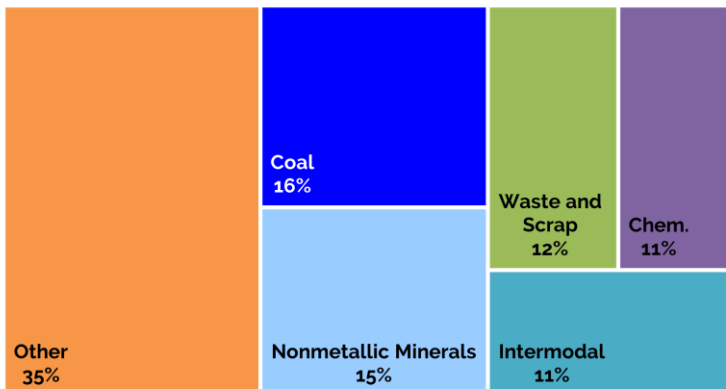
### Rail Traffic Originated in 2021 Total Tons: 52.8 million    Total Carloads: 1,081,600



Commodity	Tons (mil)	Carloads
Nonmetallic Minerals	8.3	80,400
Intermodal	7.6	552,200
Farm Products	7.2	69,600
Primary Metal Products	6.2	67,600
Petroleum Products	5.6	70,300
Other	17.8	241,500

Source: AAR analysis of industry data  
(% based on tonnage)

### Rail Traffic Terminated in 2021 Total Tons: 60.9 million    Total Carloads: 1,069,200



Commodity	Tons (mil)	Carloads
Coal	9.6	81,900
Nonmetallic Minerals	9.2	88,700
Waste and Scrap	7.4	80,900
Chemicals	7.0	73,200
Intermodal	6.7	486,300
Other	21.0	258,200

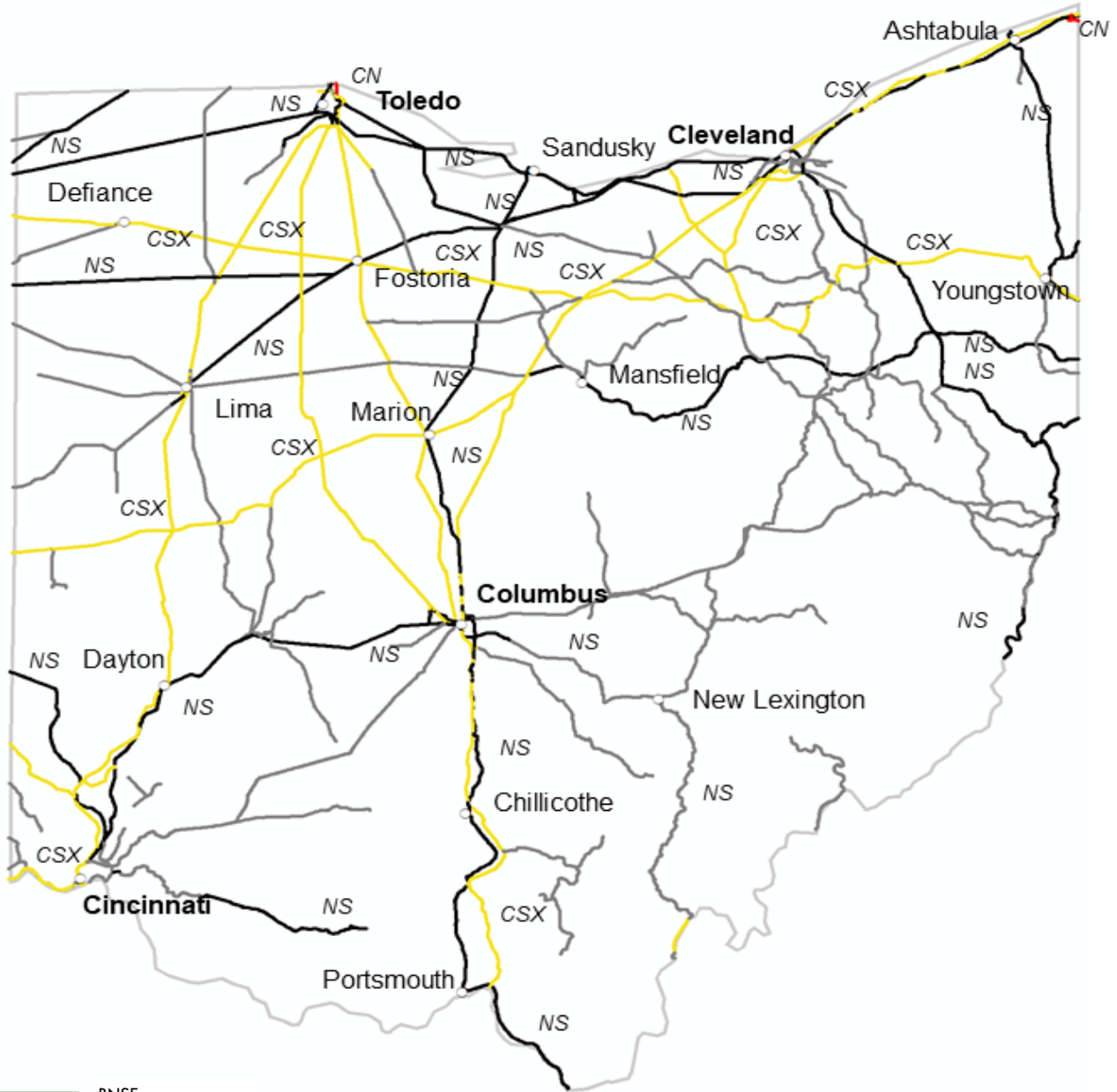
Source: AAR analysis of industry data  
(% based on tonnage)

	Miles Operated In Ohio in 2021
<b>Class I Railroads</b>	
Canadian National	4
Canadian Pacific Railway	30
CSX Transportation	1,752
Norfolk Southern Corp.	1,906
	3,692
<b>Regional Railroads</b>	
Wheeling & Lake Erie Railway	524
	524
<b>Short Line Railroads</b>	
Akron Barberton Cluster Railway	68
Ann Arbor Railroad	5
Ashland Railway	56
Ashtabula, Carson & Jefferson Railroad	6
Belpre Industrial Parkersburg Railroad	48
Bucyrus Industrial Railroad	5
Camp Chase Railway	15
Central Railroad Company of Indiana	29
Chicago, Ft. Wayne & Eastern Railroad	139
Cincinnati Eastern Railroad	69
Cleveland & Cuyahoga Railway	35
Cleveland Port Railway	1
Cleveland Works Railway	10
Columbus & Ohio River Railroad	316
Grand River Railway	3
Indiana & Ohio Railway	594
Indiana Eastern Railroad	14
Indiana Northeastern Railroad	11
Kanawha River Railroad	127
Katahdin Railcar Services	12

Ohio 2021 Totals	Number of Freight Railroads	Miles Operated	
		Excluding Trackage Rights	Including Trackage Rights
Class I	4	2,812	3,692
Regional	1	392	524
Short Line	38	1,935	2,188
<b>Total</b>	<b>43</b>	<b>5,139</b>	<b>6,404</b>

	Miles Operated In Ohio in 2021
<b>Short Line Railroads, cont.</b>	
Lake Terminal Railroad	6
Mahoning Valley Railway	53
Napoleon, Defiance and Western Railway	55
Newburgh & South Shore Railroad	5
Northern Ohio & Western Railway	25
Ohio Central Railroad	122
Ohio South Central Railroad	64
Ohio Southern Railroad	42
Ohio Terminal Railway	13
R. J. Corman Railroad - Cleveland Line	69
R. J. Corman Railroad - Western Ohio Lines	93
Republic Short Line	1
South Point & Ohio Railroad	1
Toledo Industrial Railroad	1
Warren and Trumbull Railroad	4
Youngstown & Austintown Railroad	5
Youngstown & Southeastern Railroad	35
Youngstown Belt Railroad	31
	2,188

**Class I Railroad:** A railroad with 2021 operating revenues of at least \$943.9 million. **Regional Railroad:** A non-Class I line-haul railroad that has annual revenues of at least \$40 million, or that operates at least 350 miles of road and revenues of at least \$20 million. **Short Line Railroad:** A railroad which is neither a Class I nor a Regional Railroad.



- BNSF
- CN
- CP
- CSX
- KCS
- NS
- UP
- Short Line/Regional
- Multiple Owners

Map is based on the 2022 North American Rail Network published by the U.S. Department of Transportation. Some mileage figures are AAR estimates.