

FISCAL YEAR 2024

MOFC Key Stats (July 1, 2023 - June 30, 2024)

Mid-Ohio Foodbank

63% Fresh Food




Over 50 million pounds of **fresh food** distributed across twenty counties

Total Pounds Distributed: **84,929,638**




Enough food for more than **193,903 meals per day**
Our annual food distribution could feed a population **larger than Grove City** more than three meals a day for an entire year



Agency Network Service Data

More than **half a million**

Unique Individuals Served.
That's enough people to fill Ohio Stadium five times



(13% ▲ from FY23)

Total service visits across twenty counties

1,771,528

615

agency partners and programs



68%



of household served



have at least one child or senior

2,768,369

plates served in community meal programs



Programs & Assets

40,359

 Mid-Ohio Farmacy patient referrals

10



10 acres nourishing our neighbors at Mid-Ohio Farms

5,201 SNAP applications providing an estimated

3,243,724 meals



407,899

wholesome meals served by Mid-Ohio Kitchen



413,313

Grocery-store shopping experiences provided at Mid-Ohio Markets

Community Support

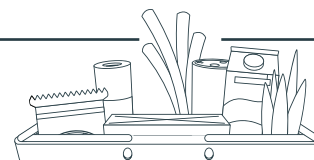



\$3,264,733

in value from **104,706** volunteer hours supported our work last year

\$1 DONATED

equals up to **2.5 meals** of food distributed to our customers



For every dollar donated, MOFC can distribute up to **\$4.56** in groceries

Learn more about how we're working to end hunger at mofc.org



mid-ohio food collective