



**Housing Finance  
Agency**

*We Open the Doors to an Affordable Place to Call Home*



**ABOUT OHFA**

## **Mission**

We Open the Doors to an Affordable Place to Call Home.

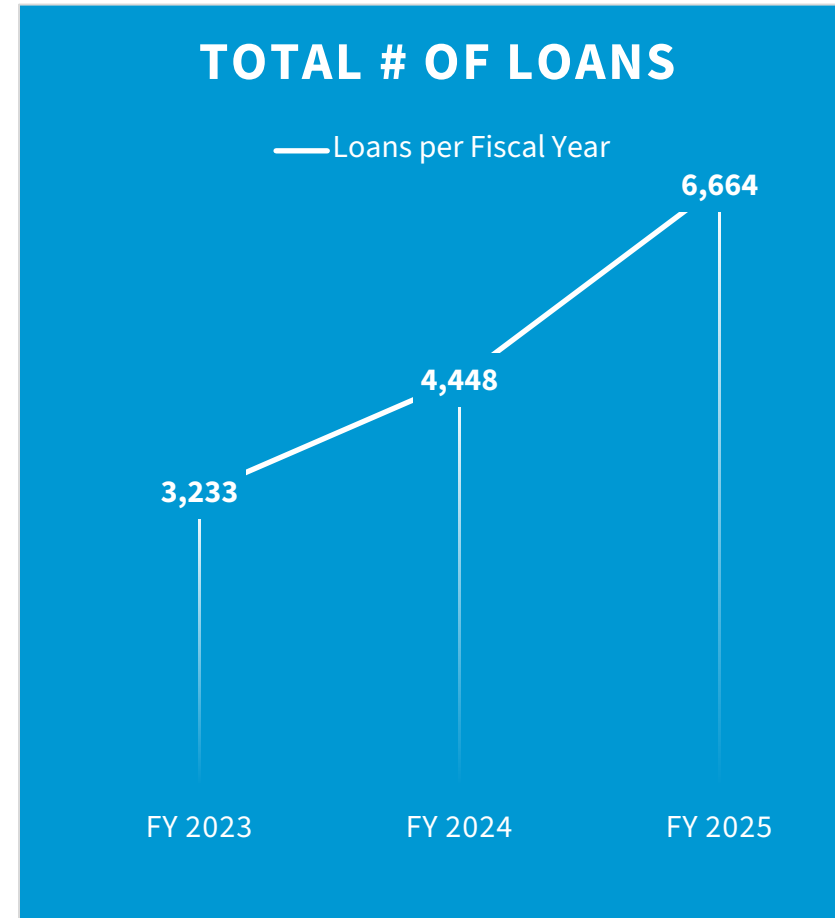
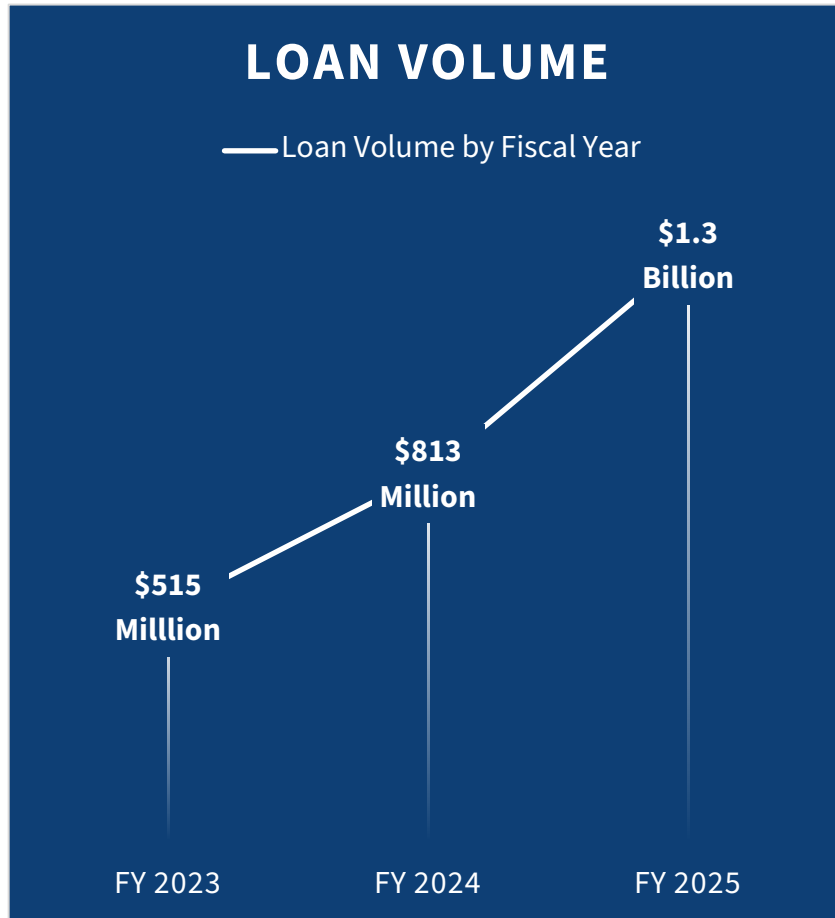
## **Vision**

We envision an Ohio where everyone has a safe, decent, and affordable place to call home.

We partner with public agencies, nonprofits, and for-profit organizations to have a positive impact on all communities. We help finance innovative and sustainable housing solutions that provide renters and homebuyers affordable homes while maintaining high standards of customer service, programmatic knowledge, and technical expertise.

- Created in **Chapter 175** of the Ohio Revised Code
- Governed by a 15-member board
  - ❖ *Nine members appointed by the governor*
  - ❖ *Four non-voting members from the Ohio General Assembly*
  - ❖ *Ex-officio members: directors of Ohio Department of Commerce and Ohio Department of Development*
- Self-sustaining, state agency
  - ❖ *Currently 159 full-time employees*
  - ❖ *Fiscal Year (FY) 2025 operating budget: \$26,585,346*

# HOMEBUYER PROGRAM GROWTH



# Profile of OHFA Homebuyers

Median Age

**30**

Median Income

**\$71,772**

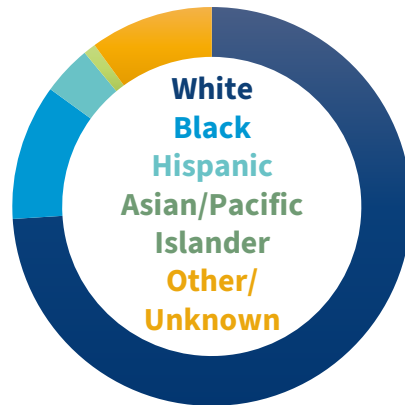
Average Home Loan

**\$208,413**

Average FICO® Score

**722**

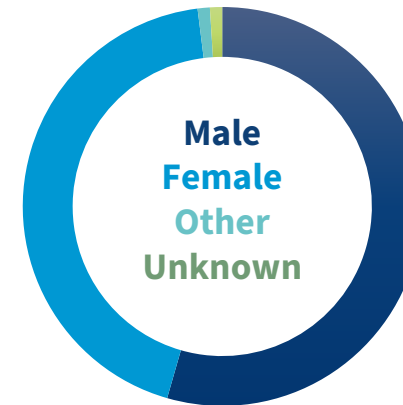
**Race & Ethnicity  
Breakdown**



**Marital Status  
Breakdown**



**Gender  
Breakdown**



# OHIO LOW-INCOME HOUSING TAX CREDIT

## FY 2024 Ohio LIHTC Application Submissions

Total Applications: **21**  
Total Ohio LIHTC Request: **\$188,731,620**  
Total Units: **2,540**

**Total Reserved:**  
Total Applications: **11**  
Ohio LIHTC Awarded: **\$87,500,000**  
Total Units: **859**

## FY 2025 Ohio LIHTC Application Submissions

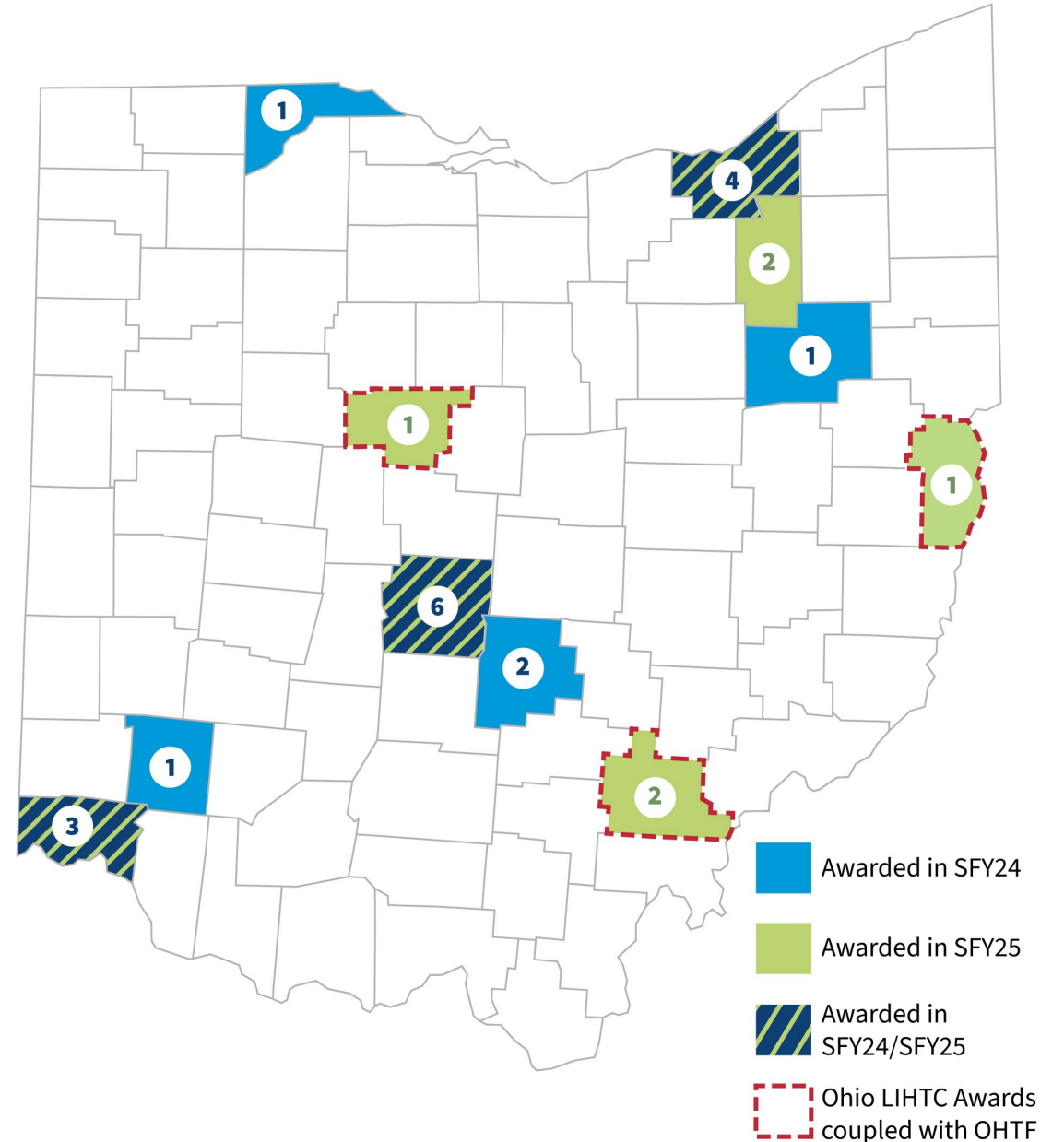
Total Applications: **36**  
Total Ohio LIHTC Request: **\$312,027,020**  
Total Units: **3,141**

**Total Reserved:**  
Total Applications: **13**  
Ohio LIHTC Awarded: **\$109,000,000**  
Total Units: **987**



# OHIO LOW-INCOME HOUSING TAX CREDIT

## *FY 24 & FY25 AWARDS*



# Profile of OHFA Renters

**Median  
Resident Age**

**32**

**Median Head of  
Household Age**

**56**

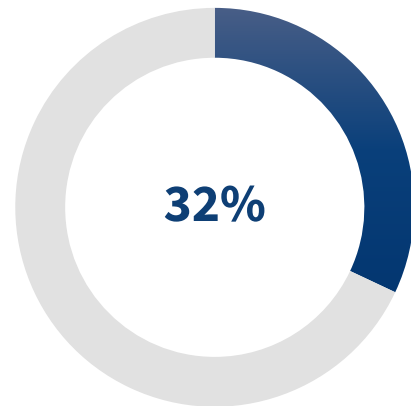
**Median Annual  
Household Income**

**\$13,855**

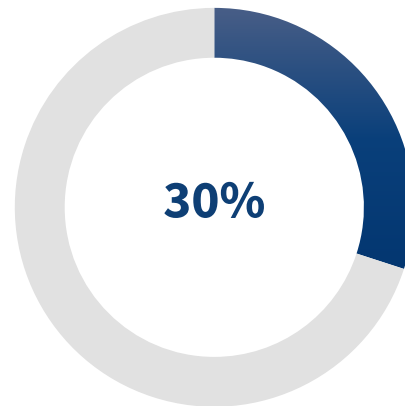
**Median Monthly  
Gross Rent**

**\$875**

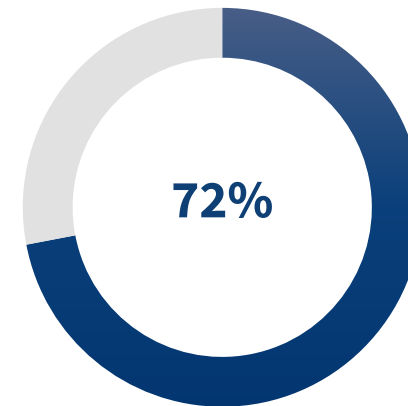
**Residents  
Under 18**



**Residents 55  
and Over**



**Women Heads  
of Household**



## *Breakdown of Help Desk Tickets*



**1,824**

*Compliance Help Desk tickets were processed with an average of three days response time.*

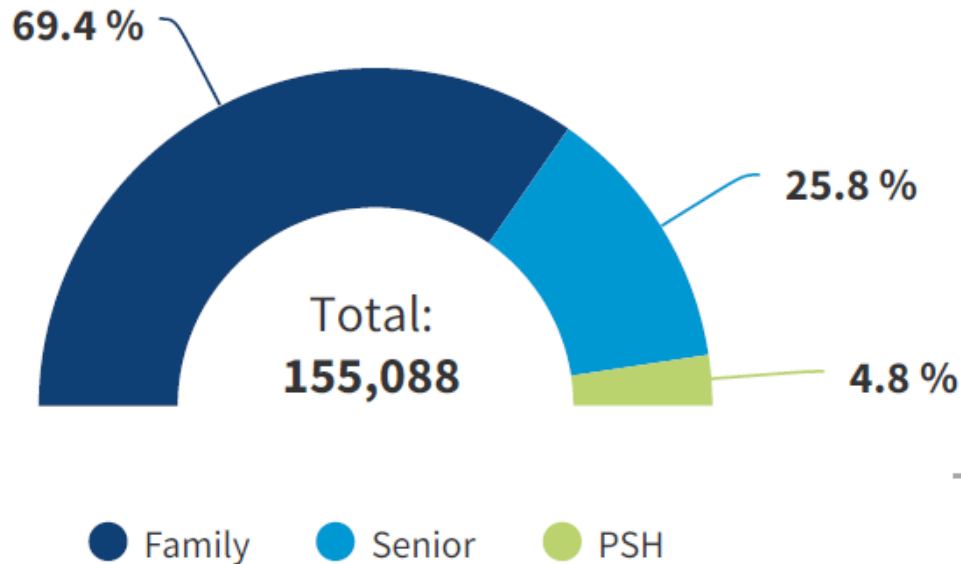


**180**

*Resident Help Desk tickets were processed with an average nine-day response time.*

# OHFA Statewide Impact

## Rental Units Developed by Priority Need



**163,177** Residents Assisted with Homebuying  
**43,784** Residents Assisted with Homeowner Costs  
**155,088** Affordable Rental Units Built or Preserved

**27,128** Jobs Created or Sustained  
**\$4.5b** Output Generated  
**\$423m** Tax Revenue Generated

**Annual Economic Impact of OHFA's Programs and Operations**



## **Housing Finance Agency**

*We Open the Doors to an Affordable Place to Call Home*

OHIOHOME.ORG