

# READY, SET SOAR OHIO



Early Investments, A Lifetime of Success.



## THE STATE OF BABIES IN OHIO

Thank you to the Health Policy Institute of Ohio (HPIO) for analyzing and compiling all data shared in this factsheet. The data is from HPIO's 2021 *Health Value Dashboard* and a presentation prepared and delivered by HPIO at the 2021 State of Babies convening hosted by Groundwork Ohio on Friday, March 12, 2021.

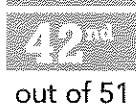
1.

Ohio ranks poorly on key indicators of early child health and well-being.

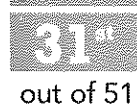
### Health & Healthcare Outcomes

RANKS...

Infant Mortality:



Low Birth Weight:



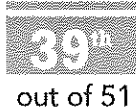
Prenatal care:



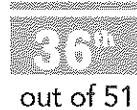
### Social & Economic Outcomes

RANKS...

Adverse Childhood Experiences (ACEs):



Child Poverty:

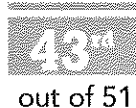


**41.2%** of Ohio children entered kindergarten demonstrating readiness in the 2019-2020 school year.


### Physical Environment Outcomes

RANKS...

Housing with a Lead Risk:



Child in household with a person who smokes:



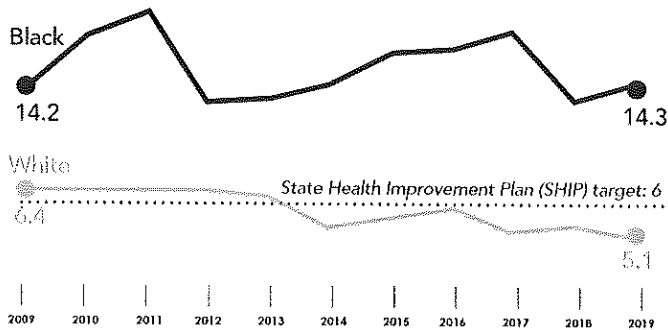
# DATA RESOURCE: THE STATE OF BABIES IN OHIO

2.

Large disparities exist across key indicators.

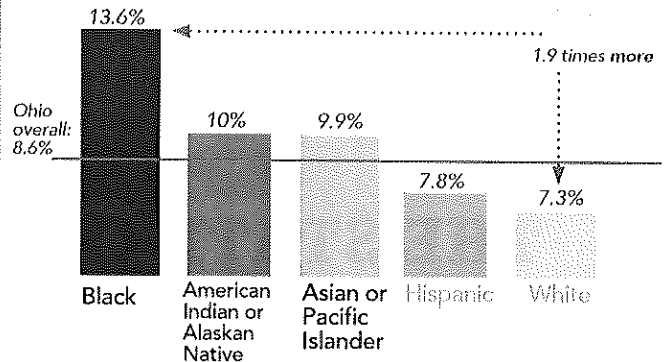
## Infant Mortality:

Ohio's Rate per 1,000 births, by race



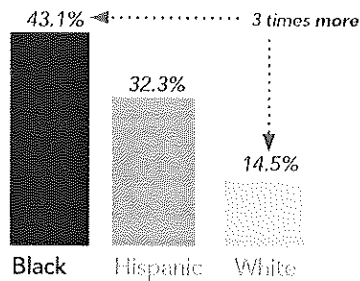
## Low Birth Weight:

Ohio, 2019



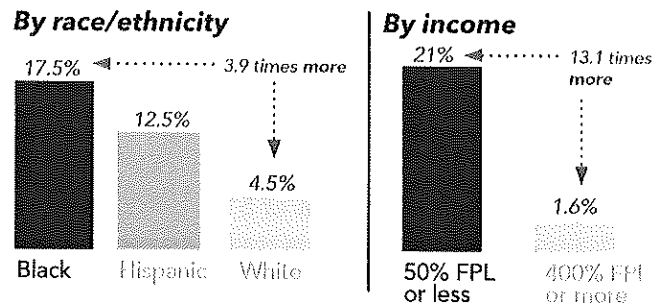
## Child Poverty:

% of Ohio children in a household with income below the federal poverty threshold, 2015-2019



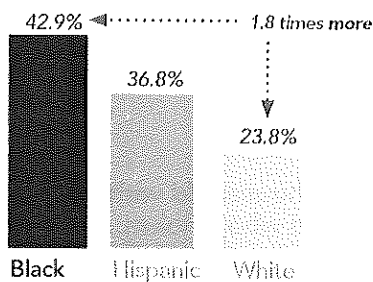
## Food Insecurity:

Ohio Families that "sometimes" or "often" cannot afford enough to eat, 2016-2019



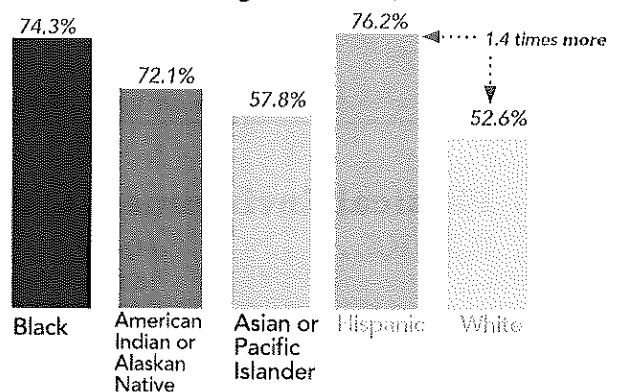
## Adverse Childhood Experiences:

% of Ohio children who experienced two or more ACEs Ohio, 2016-2019



## Kindergarten Readiness:

% of Ohio kindergarteners not demonstrating readiness, 2019-2020



# DATA RESOURCE: THE STATE OF BABIES IN OHIO

3.

**Childhood adversity & trauma have long-term health & economic impacts.**

## ACEs with significant health impacts:

### ABUSE

- Emotional abuse
- Sexual abuse

### HOUSEHOLD CHALLENGES

- Substance use in the household
- Mental illness in the household
- Incarcerated member of household

### NEGLECT

- Emotional neglect
- Physical neglect

## Many of Ohio's children experience early adversity & trauma.

Ohio's rank compared to other states (and D.C.):

**39<sup>th</sup>**  
out of 51

**ACEs:** Percent of children who have experienced two or more adverse experiences (2018-2019)

**32<sup>nd</sup>**  
out of 51

**Adult Poverty:** Percent of people, ages 18 and older, in households with incomes below the federal poverty level (2019)

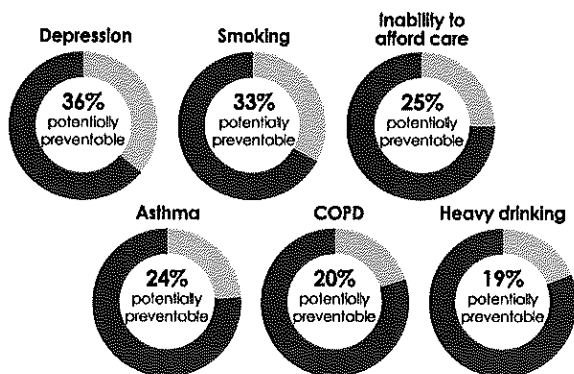
**28<sup>th</sup>**  
out of 51

**Child Abuse & Neglect:** Number of reported and substantiated child maltreatment victims, per 1,000 children (FY 2018)

**36<sup>th</sup>**  
out of 51

**Child Poverty:** Percent of people under age 18, in households with incomes below the federal poverty level (2019)

## Potential impact of preventing exposure to ACEs on six health outcomes in Ohio



## If adverse childhood experiences (ACEs) were eliminated:

More than **\$10 billion a year** in healthcare spending could be saved in Ohio.

**\$319 million in lost wages** could be eliminated each year in Ohio.

Data source:

• Health Policy Institute of Ohio, 2021 Health Value Dashboard

Join us & explore more resources!

ReadySetSoarOH.org  
@ReadySetSoarOH

